

2004 GOLDEN BEAR NOTES

Cal in the 2004 National Polls

Week	AP	ESPN/USA	Today
Preseason	13	15	
Aug. 29	-	14	
Sept. 6	12	13	
Sept. 12	10	10	
Sept. 19	10	9	
Sept. 26	10	10	
Oct. 3	7	7	
Oct. 10	8	9	
Oct. 17	7	8	
Oct. 24	7	8	
Oct. 31	4	6	
Nov. 7	5	6	
Nov. 14	4	4	
Nov. 21	4	4	
Nov. 28	4	4	
Dec. 5	4	4	

NCAA Team Statistics

Passing Efficiency	Rating
1. Louisville	176.59
2. Auburn	173.48
3. Utah	171.61
4. CALIFORNIA	167.39
5. Bowling Green	165.91
Total Offense	YPG
1. Louisville	536.7
2. Boise State	511.6
3. Utah	502.7
4. Bowling Green	501.6
5. CALIFORNIA	494.7
Scoring Offense	PPG
1. Louisville	50.3
2. Boise State	49.7
3. Utah	46.3
4. Bowling Green	43.6
5. Fresno State	40.4
6. CALIFORNIA	37.3
Rushing Offense	YPG
1. Rice	306.6
2. Texas	302.4
3. Navy	291.4
4. Air Force	277.4
5. CALIFORNIA	260.0
Scoring Defense	PPG
1. Auburn	11.2
2. Southern California	12.5
3. Virginia Tech	12.6
4. CALIFORNIA	13.4
5. Oklahoma	13.7
Rushing Defense	YPG
1. Florida State	69.0
2. Southern California	75.3
3. CALIFORNIA	83.0
4. Boise State	83.5
5. Oklahoma	86.4
Total Defense	YPG
1. North Carolina State	221.4
2. Alabama	235.9
3. LSU	249.9
4. Virginia Tech	265.4
5. Auburn	269.5
6. Florida State	270.6
7. Southern California	271.6
8. Wisconsin	275.9
9. Oklahoma	280.2
10. Iowa	289.1
13. CALIFORNIA	295.8

Golden Bears Finish Storybook Season 10-1 ; Most Wins by Cal Team in 55 Years

From 1-10 in 2001 to 10-1 in 2004. Talk about *extreme* makovers. By virtue of a painstaking 26-16 victory at Southern Mississippi in the regular season finale, the Golden Bears completed one of the storybook seasons of college football this year. Jeff Tedford's high-flying club scrolled the school's best record since Pappy Waldorf's 1950 club chiseled out a 9-0-1 mark, and posted Cal's first 10-win regular season since Waldorf's 1949 club finished 10-0 in the regular slate. The 2004 Bears also carved out a 5-0 record at Memorial Stadium, thus becoming the first Cal team to notch an undefeated home season since the 1950 squad went 6-0-1. The last undefeated and untied Cal home campaign came in 1949 (6-0). Tedford's Bears have already joined Waldorf's 1952 club in one lofty category: Cal's current No. 4 standing in the Associated Press poll is the highest ranking by a Bear team since that '52 squad coached by Waldorf. During its 11-game regular season, Cal outscored its opponents by more than three touchdowns per game (23.9 ppg) and outgained its foes by almost two full lengths of a football field (198.9 ypg). Cal's five road victories this year were also the most in school history.

California's Dream of 1st Rose Bowl in 46 Years Dashed by BCS; Bears Accept Invite to Play in 2004 Pacific Life Holiday Bowl Dec. 30 in San Diego

It has been 46 long years since the California Golden Bears have made an appearance in the coveted Rose Bowl, but sadly, Old Blues will have to wait a bit longer for Cal to return to Pasadena. With memories of Joe Kapp's 1959 Rose Bowl team beginning to fade, the Bears learned the final BCS verdict. And the news wasn't good. Despite being ranked fourth in both major polls and losing only to No. 1 ranked USC during its 11-game season, Cal was deprived of the Rose Bowl due to final BCS rankings, which dropped the Bears from fourth to fifth, switching positions with Texas (also 10-1) on the final week. Moments after hearing the news, California accepted an invitation to play Texas Tech (7-4) in the Pacific Life Holiday Bowl in San Diego Dec. 30. While understandably disappointed with being shut out of a BCS bowl, the Bears can take solace in their trip to San Diego, which will make them the first Cal team to earn bowl appearances in back-to-back years since the 1990 (Copper) and 1991 (Citrus) teams.

Quarterback Rodgers & Tailback Arrington Were Top Candidates for Heisman Trophy, Walter Camp Awards as Nation's Top College Football Player

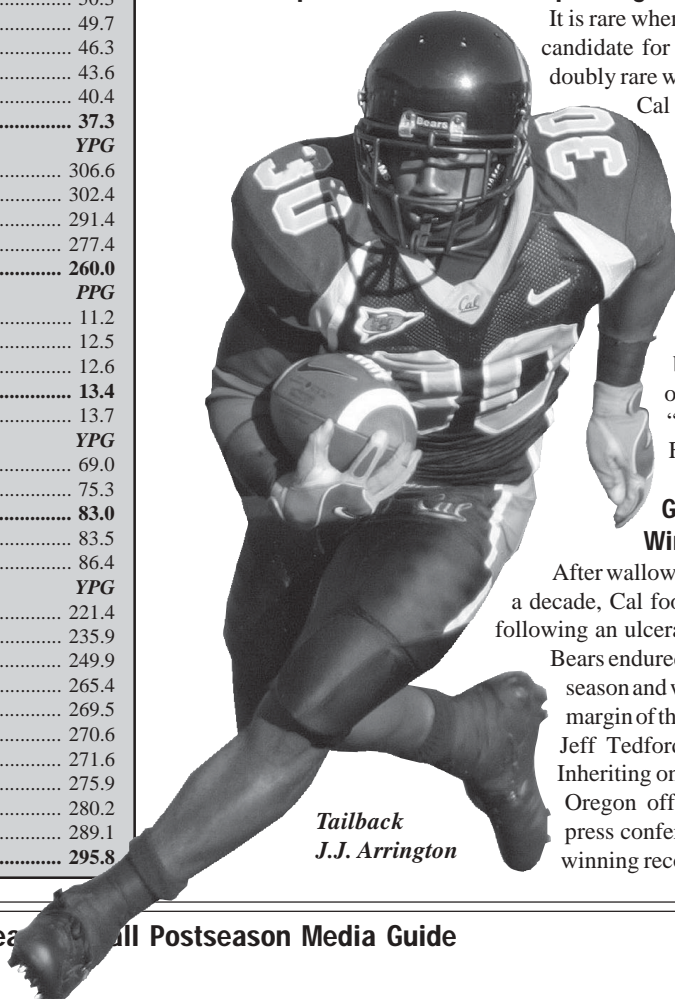
It is rare when a school has someone considered a legitimate candidate for national player of the year honors. And it is doubly rare when a college has two bona fide candidates. So,

Cal fans can thank their lucky stars that senior tailback J.J. Arrington and junior quarterback Aaron Rodgers are attending classes and playing football in Berkeley. Arrington, the Pac-10's No. 1 rusher, and Rodgers, the Pac-10's passing efficiency leader, were both on the "short list" for 2004 national player of the year accolades.

The golden duo were two of only 15 college players to receive letters traditionally sent out by the Heisman Trophy Committee at this time of the year. And both were named as two of 10 "Players to Watch" for the Walter Camp Foundation National Player of the Year Award.

Golden Bears Post Third Straight Winning Season for First Time Since 1952

After wallowing in the Pac-10's lower division for more than a decade, Cal football was in dire need of dynamic leadership following an ulcerating 1-10 season in 2001. The not-so-Golden Bears endured the worst record at the school in 104 years that season and were outscored by their opponents by an average margin of three touchdowns per game. In December of 2001, Jeff Tedford was introduced as Cal's new head coach. Inheriting one of the nation's biggest challenges, the former Oregon offensive coordinator addressed that December press conference by calmly saying, "We plan on having a winning record next season." That 2002 club, comprised of



Tailback
J.J. Arrington

NCAA Individual Rankings

Rushing

YPG

1. Jamario Thomas, North Texas ... 189.9
2. **J.J. Arrington, California 167.7**
3. DeAngelo Williams, Memphis .. 166.2
4. Cedric Benson, Texas 160.4
5. Garrett Wolfe, Northern Illinois .. 157.2

All-Purpose Running

YPG

1. Garrett Wolfe, Northern Illinois 192.0
2. DeAngelo Williams, Memphis .. 191.4
3. Jamario Thomas, North Texas ... 191.0
4. Darren Sproles, Kansas St. 187.9
5. Reggie Bush, Southern California 181.7
6. Cedric Benson, Texas 176.6
7. **J.J. Arrington 176.0**

Passing Efficiency

Rating

1. Stefan Lefors, Louisville 185.4
2. Alex Smith, Utah 174.9
3. Jason Campbell, Auburn 172.7
4. Omar Jacobs, Bowling Green 167.8
5. Bruce Gradkowski, Toledo 165.1
6. Jason White, Oklahoma 162.9
7. **Aaron Rodgers, California 161.2**

Pass Sacks

SPG

1. Jonathan Goddard, Marshall 1.45
2. **Ryan Riddle, California 1.32**
3. Justin Parrish, Kent St. 1.27
4. Larry McSwain, Alabama-Birm. . 1.05
- Bill Swancutt, Oregon St. 1.05

Tackles for Loss

PG

1. Jonathan Goddard, Marshall 2.55
2. Manase Hopoi, Washington 2.00
3. Jonathan Babineaux, Iowa 1.86
4. Trent Cole, Cincinnati 1.82
5. Mathias Kiwanuka, Boston Col. . 1.77
6. **Ryan Riddle, California 1.73**

2004 Defense Allowing Fewest Points Per Game (13.4) Since Famed 'Bear Minimum' Unit of '68

It has been several decades since a Cal defense has been this stingy. Grudgingly allowing 13.4 points per game through their 11 tests, Gregory's unit is keeping Bear opponents to their lowest offensive output in 36 years. Not since 1968, when the famed "Bear Minimum" yielded 10.4 points per game, has a Cal defense been more frugal. Here's a list of the lowest yields since 1968:

1968 - 10.4	1974 - 19.4
2004 - 13.4	1991 - 19.9
1979 - 16.2	1976 - 20.5
1969 - 16.2	1983 - 20.6
1977 - 19.2	

mostly players from the 2001 squad that had gone 0-8 in the Pac-10, proceeded to post a 7-5 record - the school's first winning mark in nine years. Then last fall, he took a Cal team with the fewest returning starters (nine) in the nation and molded it into an 8-6 club that tied for third in the conference (5-3) and hung the season's only defeat on co-national champion USC (34-31 in triple OT). The Bears went on to claim back-to-back winning seasons for the first time in 12 years and a bowl game victory for the first time in 10 years. Now Tedford's club has clinched the school's third straight winning campaign, the first time that has been accomplished at Cal in 52 years (Pappy Waldorf's juggernaut teams reeled off six straight winning marks from 1947-52).

Tedford Named Pacific-10 Conference Coach of the Year; Golden Bears Place School Record Eight Players on First Team All-League Squad

Head coach **Jeff Tedford** was chosen Pac-10 Coach of the Year, and Cal had eight different players selected first team all-conference - more than any team in the league. For Tedford, it was his second Pac-10 award in three seasons after taking the honor after his initial campaign in Berkeley in 2002. And the eight first team selections was a Cal record, breaking the mark of seven set in 1950.

First Team All-Pac-10

Aaron Rodgers, QB
J.J. Arrington, TB
Geoff McArthur, WR
Marvin Philip, C
Ryan O'Callaghan, OT
Ryan Riddle, DE
Wendell Hunter, LB
Matt Giordano, ROV

Second Team All-Pac-10

Lorenzo Alexander, DT
Byron Storer, Special Teams

Honorable Mention All-Pac-10

Andrew Cameron, OT
Jonathan Giesel, OG
Ryan Gutierrez, SAF
Joe Maningo, LB
Mike McGrath, Special Teams
Brandon Mebane, DT
Aaron Merz, OG
Harrison Smith, CB

Pac-10 Coach of the Year

Jeff Tedford

Several Bears Among 2004 National Award Finalists

Two coaches and three players were among the finalists for five national awards this season, including TB **J.J. Arrington**, who was up for the Doak Walker Award, and head coach **Jeff Tedford**, one of six vying for the Eddie Robinson Coach of the Year Award. Here is a look at the complete list:

Name	Award	No. of Finalists
J.J. Arrington, TB	Doak Walker (running back)	3
Aaron Rodgers, QB	Manning Award (quarterback)	10
Marvin Philip, C	Dave Rimington Trophy (center)	7
Jeff Tedford, Head Coach	Eddie Robinson Award (head coach)	6
Bob Gregory, Def. Coord.	Frank Broyles Award (assistant coach)	6

Churning Out 494.7 Yards & 37.3 Points Per Outing, Bears Rank 5th in Total Offense, 6th in Scoring Overall Nationally

Scoring at least 38 points seven times this year—and 11 times in the last 17 games dating back to 2003—California's lethal offense enters the Holiday Bowl with some weighty statistics for the season. Nationally, head coach Jeff Tedford's offense ranks fourth in passing efficiency (167.39), fifth in total offense (494.7 ypg) and rushing offense (260.0 ppg) and sixth in scoring (37.3 ppg). The Bears' 494.7 yards-per-game average is 36.2 yards above the school's all-time single-season record of 458.5, set 29 years ago by the Chuck Muncie-led team of 1975. And if Cal were to continue to lead the Pac-10 in scoring, it would mark only the second time in history that a Bear offense paced the conference in scoring. The first time? That Muncie team of 1975, which averaged 30.0 points per game. And one final stat to chew on: the 2004 Bears' offense is averaging 7.2 yards per play—a full yard higher than the school's 122-year-old record of 6.1...which was set by Tedford's 2003 club.

Balancing Act: Cal Offense Averages 260 Rushing, 235 Passing

One of the nation's most balanced offenses, Cal's multi-pronged attack—the brainchild of head coach Jeff Tedford—spews out a Pac-10 best 260.0 yards per game and 6.1 yards per attempt on the ground, while also averaging 234.7 yards through the air. With the conference's No. 1 rusher J.J. Arrington (167.7 ypg) and true freshman Marshawn Lynch (54.7 ypg) paving the way with gaudy averages of 7.0 and 9.1 yards per carry, respectively, the Bears appear on their way to repeating as Pac-10

Quarterback
Aaron Rodgers

rushing leaders in 2004. And Cal's passing game is also in good hands with junior quarterback Aaron Rodgers, who ranks first in the Pac-10 and seventh nationally in passing efficiency (161.23), completing 67.5 percent of his passes (185-of-274) for 2,320 yards, 23 TDs and seven INTs. Here's a closer look at Cal's offense, with accompanying NCAA and Pac-10 rankings:

Category	Average	Pac-10	NCAA
Scoring	37.3	1st	6th
Total Offense	494.7	1st	5th
Rushing Offense	260.0	1st	5th
Passing Offense	234.7	7th	42nd
Passing Efficiency	167.4	1st	4th

Dating Back to '03, California Has Averaged 38.4 Points & 500.6 Yards in Winning 7 Straight Contests, 13 of 14 and 15 of its Last 17 Games

Picking up where it left off last season, California has dismantled its ten 2004 victims by a combined 393-124 margin—only adding more juice to the rising reputation of Jeff Tedford and his Bears. One of the hottest teams in college football dating back to last year, Cal has cashed in seven straight victories, 13 of its last 14 games and has won 15 of its last 17 contests. During that stretch—a period in which they have mowed down the likes of Virginia Tech (52-49), Washington (54-7 and 42-12), Arizona State (51-22 and 27-0), Air Force (56-14) and Arizona (38-0)—the Good News Bears have averaged 38.4 points and 500.6 yards per game.

Despite Misfiring in Last 3 Games, Cal Has Scored in 7 of 11 1st Possessions

Despite a missed field goal and a fumble on the first offensive drives in their last two games, the Golden Bears have scored on their first possession in seven of their 11 games this year. The only games in which the Bears have not scored on the first possession were road games at USC, Washington, and Southern Miss, and their Nov. 20 home clash against Stanford. A game-by-game list of Cal first possessions:

Date	Opponent (Result)
Sept. 4	at Air Force (J.J. Arrington 11-yard touchdown run)
Sept. 11	New Mexico St. (Arrington 2-yard touchdown run)
Oct. 2	at Oregon State (Chase Lyman 11-yard touchdown pass from Aaron Rodgers)
Oct. 9	at USC (turned over on downs, as Cal recovered own fumbled punt snap)
Oct. 16	UCLA (Geoff McArthur 20-yard touchdown pass from Rodgers)
Oct. 23	at Arizona (Arrington 1-yard touchdown run)
Oct. 30	Arizona State (Robert Jordan 24-yard touchdown pass from Rodgers)
Nov. 6	Oregon (Arrington 30-yard touchdown run)
Nov. 13	at Washington (forced to punt from Cal 43-yard line)
Nov. 20	Stanford (Arrington lost fumble on Cal 31-yard line)
Dec. 4	at Southern Miss (Schneider missed 35-yard FG attempt)

Gregory's Unheralded Unit Taking Its Place among NCAA's Finest; 4th in Scoring Defense, 13th in Total Defense

Under coordinator Bob Gregory, the Cal defense emerged last year as one of the Pac-10's finest units by season's end. Featuring nine new starters, that 2003 defense endured early-season growing pains and gained valuable experience that has served this year's unit well. After being gouged for 423.0 yards and 26.9 points per game in their first seven contests last year, the Bears rose up and held opponents to a mere 312.7 yards and 17.3 points per outing in the final six games of the regular season. Nine starters—linemen Lorenzo Alexander and Tosh Lupoi (albeit injured), linebackers Wendell Hunter, Joe Maningo and Francis Blay-Miezah, and defensive backs Donnie McCleskey, Ryan Gutierrez, Harrison Smith and Daymeion Hughes—returned from that 2003 group. Since a wobbly first half at Air Force in the opener, Gregory's defensive unit has shined this year. Allowing only 18 TDs in 11 games, the Bear hitmen have parcelled out 13.4 points and 295.8 yards per game in 2004, which rank fourth and 13th, respectively, among NCAA Division I-A schools. Listed below is the night-and-day tale of Cal's defense, a unit that has yielded 121.2 fewer yards and 12.1 fewer points per game in its last 17 regular-season games dating back to last year, compared to the previous seven regular-season contests (the opening seven games of 2003):

	YPG	PPG	W-L
1st 7 Games of 2003	423.0	26.9	3-4
Last 17 Games (2003-04)*	301.8	14.8	14-3

*does not include 2003 Insight Bowl

Gregory Named 1 of 6 Finalists for Broyles Award, Given to Nation's Top Assistant Football Coach

Cal defensive coordinator Bob Gregory, the architect of one of the nation's most improved defenses, has been named one of six finalists for the prestigious Broyles Award, given annually to the nation's top assistant football coach. He joins Oklahoma offensive coordinator Chuck Long, Auburn defensive coordinator Gene Chizik, Iowa defensive coordinator Norm Park, Boise State offensive coordinator Chris Peterson and Connecticut offensive coordinator Norries Wilson as final candidates. The 2004 Broyles Award, presented by the Downtown Rotary Club of Little Rock, Ark., will be announced Jan. 11.

Football Season Ticket Sales Hit All-Time High (34,800)

Since Jeff Tedford began his monumental turnaround of Cal Football, the program's vital signs have also taken a dramatic upswing. Football season ticket sales are up more than 50 percent from last season (from 22,000 in 2003 to 34,800 this fall) and more than an eye-popping 100 percent from two years ago (16,000 in 2002). The 34,800 tickets sold eclipses the school's all-time record for season tickets, which previously was 30,000 in 1992. Corporate sponsorship sales have also grown by nearly 25 percent from last year (from \$3.4 million to \$4.2 million) and more than 50 percent up from two years ago (\$2.6 million in 2002).


With Big Game Sellout, Cal Sets New School Record for Average Attendance

With a sellout crowd of 72,981 at the Big Game against Stanford, the 2004 Bears set a new school record for average home attendance at 64,019 per game during their five-game slate. That figure eclipses the old mark of 59,571 over seven home games in 1948. The next highest average home attendance seasons were 1949 (57,417, 6 games) and 1992 (56,032, 5 games).

Bears Set Attendance Record for Home Opener with 58,949

The Sept. 11 attendance of 58,949 vs. New Mexico State was the largest home-opening crowd in Cal's 122-year history. The old mark for a home opener was 56,000, set Sept. 5, 1992 when the Bears defeated San Jose State, 46-16.

Linebacker Francis Blay-Miezah



69,898 Attend Cal-UCLA Game, Largest Non-Big Game Home Crowd Since 1991

The 69,898 fans who attended the UCLA game Oct. 16 represented the largest non-Big Game crowd in Berkeley in 13 years. Not since the Cal-Washington game of 1991 drew 74,500 has there been a bigger non-Stanford turnout. That 1991 game featured a No. 3 Washington club vs. a No. 7 Cal team.

56 Points in Season Opener Rank Fifth

The Golden Bears' 56-point blitzkreig of Air Force in their season opener Sept. 4 tied for the fifth-highest scoring total in Cal's modern history, since 1937. It was also the second most points scored by a Cal team on the road in history (the 1993 team tagged Temple with a 58-0 win in 1993). Interestingly, three of Cal's highest scoring games occurred in season openers, including the two top scoring games of the modern era (since 1937). The Bruce Snyder team of 1991 lambasted visiting Pacific, 86-24, in that season's debut game, with those 86 points still standing as the modern day record. The second-highest offensive effort since 1937 came in Jeff Tedford's first game as a head coach, when his Bears christened the 2002 campaign by delivering a 70-22 knockout of visiting Baylor. Cal's highest scoring games:

Year	Opponent	Points Scored
1991	Pacific	86
2002	Baylor	70
1947	Montana	60
1993	@Temple	58
2004	@Air Force	56
1996	Arizona (4 OT)	56
1970	Indiana	56

Tedford Tied for 4th in Pac-10 for Coaching Seniority

Cal head coach Jeff Tedford, in only his third year at the helm, is already tied for fourth in seniority among conference head coaches. Tedford trails only Oregon's Mike Bellotti (his former boss), Arizona State's Dirk Koetter and USC's Pete Carroll in consecutive years of service. Here's the list of current Pac-10 coaches:

Coach, School	Consecutive Yrs
Mike Bellotti, Oregon	10
Dirk Koetter, Arizona State	4
Pete Carroll, USC	4
Jeff Tedford, California	3
Bill Doba, Washington State	2
Karl Dorrell, UCLA	2
Mike Riley, Oregon State*	2
Mike Stoops, Arizona	1
TBA, Stanford	0
TBA, Washington	0

*previously OSU's head coach for two years

Linebacker
Joe Maningo



A Far Cry From 2001: Bears Defense Shaves Off 25.8 Points & 150.5 Yards From Averages of 1-10 Team

The arrival of Bob Gregory—and a talented staff that includes Ken Delgado, J.D. Williams and Justin Wilcox—has transformed Cal's defense into one of the nation's finest. To truly appreciate the turnaround, simply peel back the pages of time to the Year 2001. That last Tom Holmoe-coached team was fleeced for 39.2 points and 446.3 yards per game, both low-water marks in the Pac-10 that season. Every year since, the Gregory-directed group has improved its standing in the league. This season, the Cal defense ranks second to No. 1 USC in the Pac-10 in both total defense (295.8 ypg) and scoring defense (13.4 ppg).

Bears Looking to Lead Pac-10 in Rush Defense for 1st Time Since '68; Held 8 Foes Under 100 Yards

Cal's rush defense, No. 2 in the Pac-10 to USC's 75.3 yards-per-game, has suffocated 2004 opponents for only 83.0 yards per game (3rd in NCAA) and 2.6 yards per carry. Only two of the Bears' last 10 opponents have cleared the 100-yard plateau, with California producing stop jobs of 23 at Southern Miss, 24 vs. Stanford, 37 yards vs. New Mexico State, 41 at USC and 79 vs. UCLA this fall. Cal, which has allowed only 731 yards on 294 carries over the past 10 games—an average of 73.1 yards per game and 2.5 yards per carry—is vying to become the first Bear defense to lead the conference in rush defense in 36 years. The 1968 defense, aptly nicknamed the "Bear Minimum," parcelled out 108.1 rushing yards per game. The 2004 Cal defense had its streak halted at seven straight games in which the Bears had not yielded a rushing touchdown when Southern Miss quarterback Dustin Almond scored on a one-year run with 5:56 left in the fourth quarter. However, the Bears still have allowed only four ground TDs all season.

Goose Eggs Deluxe: California Defense Spins 1st Back-to-Back Shutouts in 36 Years

The State of Arizona could not muster a single point against Cal's suffocating defense this season. In consecutive weeks, the Bears hung shutout victories on Arizona (38-0) Oct. 23 and Arizona State (27-0) Oct. 30 in Pac-10 games that proved to be breakout performances for the Cal unit. It marked the first time since 1968 that the Golden Bears blanked back-to-back opponents (10-0 vs. Colorado and 46-0 vs. San Jose State), and was the first time Cal posted consecutive conference shutouts since 1948 (42-0 vs. Oregon State and 21-0 at Washington). The 38-0 whitewash of Arizona was the Bears' first shutout since 1999.

Averaging 260.0 Yards Per Game & 6.1 Yards Per Carry, Bear Running Game Headed Towards 2nd Consecutive Pacific-10 Conference Rushing Title This Year

While Jeff Tedford has gained a gilded reputation as a quarterback guru—he's recruited and developed five QBs into eventual NFL first-round selections—there is much more to the Cal head coach than a passing fancy. A closer examination reveals that Tedford offenses have featured a balanced attack for many years. In fact, Tedford has been the architect behind offenses that have produced 1,000-yard rushers six times in the past six years at Cal and Oregon. He has featured 1,000-yard backs in each of his three seasons in Berkeley in Joe Igber (2002), Adimchinobe Echemandu (2003) and J.J. Arrington (2004). While the Bears lost Echemandu (7th round pick, Cleveland Browns) from last year's backfield—which averaged 168.3 yards-per-game to become Cal's first team to lead the conference in rushing since Joe Kapp's 1958 club churned out 238.0 ypg en route to the school's last Rose Bowl—the cupboard is far from bare. Besides the shifty Arrington (1,845 yards), the Bears feature at least four other quality tailbacks in their 2004 stable. That fact has been underscored in Cal's 11 games this season, as the running game has averaged 6.1 yards per carry and a whopping 260.0 yards per game to lead the Pac-10. With seven rushing touchdowns in the Air Force opener and another four TDs via the ground vs. New Mexico State, the Bears' 27 rushing TDs to date have surpassed the total rushing TDs scored by Cal in five of the last six seasons (2002: 14; 2000: 12; 2001: eight, 1999: six, 1998: seven). Cal rushed for a Pac-10 best 28 touchdowns last season, while the school record is 34 rushing TDs, set in 1951. Rushing for more than 300 yards in each of their first two games this season, the Bears have now gained 3,988 ground yards over the past 16 games, an average of 249.2 per game over that stretch. Here's a quick rundown:

<i>Player</i>	<i>Ht.</i>	<i>Wt.</i>	<i>Yr.</i>	<i>Comments</i>
J.J. Arrington	5-11	210	Sr.	Pac-10's 10th leading rusher (607) last year as backup; ranks No. 1 in Pac-10 this year
Marshawn Lynch	5-11	200	Fr.	Ranked No. 2 RB in nation by Rivals.com last year; averaging 9.1 ypc this season
Terrell Williams	6-0	200	Jr.	Pac-10's 8th-leading rusher (688) as freshman; averages 8.4 ypc in 2004
Marcus O'Keith	6-1	180	So.	Averaged 5.8 ypc in '03; rushed for 103 yds. on 12 carries vs. Washington last year
Justin Forsett	5-8	180	Fr.	Scored 63 TDs and rushed for nearly 5,000 yards at Grace (Texas) Prep last 2 years

Arrington Smashes Chuck Muncie's 29-Year-Old Cal Season Rushing Mark

The "A-Train" Express continues to break school records and threaten other long-standing marks. Four weeks ago, J.J. Arrington cleared the 1,000-yard mark in his seventh game—the earliest any Cal player has ever reached the coveted rushing milestone. Chuck Muncie vaulted the 1,000-yard barrier in his eighth game in 1975, while no other Cal player has cleared the magic number before their 10th contest. In his last two games against Stanford (169) and Southern Miss (261), Arrington continued his assault on the Cal record book with 430 combined yards, which has obliterated Muncie's school single-season rushing mark of 1,460 yards, a record that had stood for 29 years. Arrington now averages 167.7 yards per game in rushing for 1,845 yards and 14 touchdowns on 264 carries. His 14th TD came on a nine-yard burst in the fourth quarter against Stanford, tying the Cal single-season record for rushing TDs (also held by Lindsey Chapman in 1993 and Russell White in 1991). Here's the list of nine players in Cal history who have rushed for 1,000 yards in a season:

CAL'S SINGLE SEASON RUSHING LEADERS

<i>Player</i>	<i>Year</i>	<i>Att.</i>	<i>Yds.</i>	<i>Avg.</i>	<i>TD</i>
1. J.J. Arrington	2004	264	1845	7.0	14
2. Chuck Muncie	1975	228	1460	6.4	13
3. Adimchinobe Echemandu	2003	238	1195	5.0	13
4. Russell White*	1991	241	1177	4.9	14
5. Joe Igber	2002	241	1130	4.7	7
6. Jackie Jensen	1948	148	1080	7.3	7
7. Russell White	1992	206	1069	5.2	9
8. Lindsey Chapman	1993	297	1037	5.0	14
9. John Olszewski*	1950	168	1008	6.0	4
10. Anthony Wallace*	1990	220	1002	4.6	5
11. Russell White*	1990	180	1000	5.6	11

*does not include bowl games

With 11 Straight 100-Yard Games, Arrington's 167.7 YPG Average Highest in Pac-10 Since Heisman Winner Marcus Allen in 1981

Could J.J. Arrington be the most productive—and consistent—running back in the nation this year? There is no denying his gargantuan rushing statistics this year for the No. 4 ranked Bears, as he's on pace to rush for 2,014 yards this season, counting a bowl appearance. What's more, if he were to maintain his 167.7 yards-per-game average, it would be the highest rushing output in the Pac-10 in 23 years. Not since Heisman Trophy winner Marcus Allen cranked out 212.9 yards per game in 1981, has a conference player matched Arrington's yards-per-game production. With his 261-yard clinic at Southern Miss, J.J. has now rushed for 100 yards or more in 11 consecutive games, extending his own school record. Muncie held the previous mark with four straight 100-yard rushing games, which he accomplished on two separate occasions during that 1975 season. With a bowl game remaining, Arrington can break Allen's all-time Pac-10 standard of 11 100-yard games, set during that 1981 Heisman-winning campaign. Arrington's 11 100-yard efforts also breaks Cal's all-time school mark for a season, set by Muncie with nine in 1975. What's more, J.J.'s 13 career 100-yard games rank third on Cal's list. The Cal all-time leaders in 100-yard rushing games:

CAL'S CAREER LEADERS FOR 100-YARD RUSHING GAMES

<i>Player</i>	<i>Years</i>	<i>No.</i>
1. Chuck Muncie	1973-75	15
Russell White	1990-92	15
3. J.J. Arrington	2003-04	13
4. John Olszewski	1950-52	10
Joe Igber	1999-02	10

Tedford's Offenses the Most Prolific at California in Past Decade

Without question, Jeff Tedford's offenses of the past three seasons are far-and-away the most productive to perform in Berkeley in the past decade. In fact, the aggregate 1,294 points scored by Tedford's first three Bear offenses are more than the previous *five* Cal teams scored combined. Here's a ranking of Bear offenses of the past 10 years, in order of points scored:

<i>Year</i>	<i>Head Coach</i>	<i>Pts Scored</i>
2003	Jeff Tedford	457
2002	Jeff Tedford	427
2004	Jeff Tedford	410
1996	Steve Mariucci	382
1997	Tom Holmoe	275
2000	Tom Holmoe	246
1995	Keith Gilbertson	243
1994	Keith Gilbertson	212
2001	Tom Holmoe	201
1998	Tom Holmoe	183
1999	Tom Holmoe	180


11 of Cal's Last 15 Victories Have Been By Wide Margins

Including eight of their 10 victories this year, the Bears have been architects of several top-heavy wins during the Tedford tour. In fact, 14 of Cal's 37 games under Tedford—more than one third—have resulted in Bear offensive displays of 40 points or more. And on six of those occasions, the Bears exceeded the 50-point barrier. Dating back to last season, 11 of Cal's last 15 victories have been of the blowout variety. Tedford's club has scored 40 points or more in seven of the last 12 games, and in 10 of their past 17 contests dating back to last year. Here's a rundown of the Bears' last 15 wins, with the lopsided verdicts in bold:

<i>Date</i>	<i>Opponent</i>	<i>Score</i>
10-24-03	Arizona	42-14
11-1-03	@Arizona St.	51-23
11-15-03	Washington	54-7
11-22-03	@Stanford	28-16
12-26-03	Virginia Tech*	52-49
9-4-04	@Air Force	56-14
9-11-04	New Mexico St.	41-14
10-2-04	@Oregon St.	49-7
10-16-04	UCLA	45-28
10-23-04	@Arizona	38-0
10-30-04	@Arizona St.	27-0
11-6-04	Oregon	28-27
11-13-04	@Washington	42-12
11-20-04	Stanford	41-6
12-4-04	@Southern Miss	26-16

*2003 Insight Bowl

Quarterback Reggie Robertson

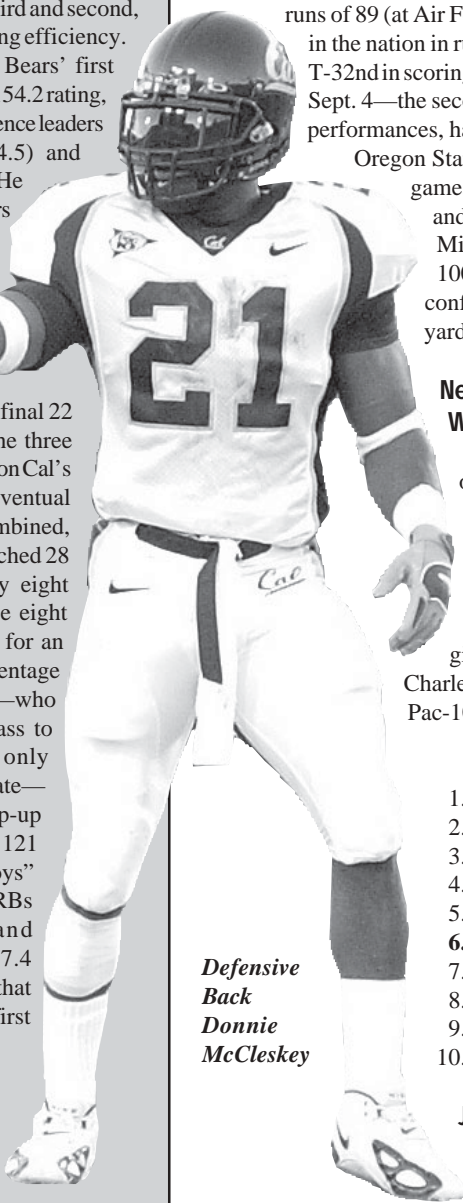


Rodgers & Robertson Could Be Nation's Top 1-2 Passing Duo

Providing the Bears with arguably the nation's best one-two passing punch, QB Aaron Rodgers and senior backup Reggie Robertson finished last season ranked third and second, respectively, in Pac-10 passing efficiency. Robertson, who started the Bears' first four games of 2003, posted a 154.2 rating, which ranked between conference leaders Matt Leinart of USC (164.5) and teammate Rodgers (146.6). He subbed for the wobbly Rodgers in the U S C tilt last year and proceeded to thread 9-of-12 attempts for 109 yards and one TD in the final 22 minutes of regulation and the three overtimes in slamming the lid on Cal's 34-31 upset win over the eventual co-national champions. Combined, Rodgers and Robertson launched 28 touchdown passes and only eight interceptions in 2003. Those eight picks came in 448 attempts for an unworldly interception percentage of 1.78. While Robertson—who completed a 58-yard TD pass to FB Byron Storer in his only attempt Oct. 2 at Oregon State—has been used only in mop-up duty thus far in 2004 (6-of-9, 121 yds., 1 TD), the "R & R Boys" have combined—along with RBs Terrell Williams and Marshawn Lynch—for a 167.4 passing efficiency rating that ranks fourth nationally and first in the Pac-10.

All-Pac-10 Wendell Hunter's Return Reaping Big Dividends for Golden Bear Defense

Wendell Hunter, an All-Pac-10 first team linebacker this year, has energized the Cal defense with his return from an early-season shoulder injury. Missing the season opener at Air Force and playing sparingly in the New Mexico State game, Hunter has rattled off 65 tackles, three sacks and two interceptions in Cal's last nine games. He has led or tied for the team lead in tackles in seven of the last 10 games, and has twice been voted Pac-10 Defensive Player of the Week. The athletic senior particularly played a key role in the Washington win at Seattle, registering a team-high 10 tackles and two interceptions for the Bear defense. He added nine tackles at Southern Miss, along with a spectacular 100-yard PAT return for two points.



*Defensive
Back
Donnie
McCleskey*

Arrington Gaining 7.0 Yards Per Carry as NCAA's No. 2 Rusher with 1,845 Yards and 14 TDs

Adimchinobe who? Last year, first team All-Pac-10 tailback Adimchinobe Echemandu finished second in the conference rushing race with 1,195 yards and 13 touchdowns. One would think his departure to the NFL this year would have left a large void in the Bears' ground game. Not so. In fact, J.J. Arrington has surpassed Echemandu's heroics from 2003. The 5-11, 210-pound back has flattened Cal's 11 opponents for 1,845 yards and 14 touchdowns on only 264 carries, including breathtaking runs of 89 (at Air Force) and 69 (vs. NMSU) yards. He enters the bowl season ranked second in the nation in rushing (167.7 ypg), seventh in all-purpose rushing (176.0 ypg) and stands T-32nd in scoring (7.6 ppg). He bolted for 181 yards and three TDs on 16 carries at Air Force Sept. 4—the second most rushing yards in a season opener in Cal history—and for encore performances, has jetted for 177 yards and three TDs vs. New Mexico State, 108 yards at Oregon State, 112 yards at USC (the first back to rush for 100 vs. the Trojans in 14 games), 205 and two TDs vs. UCLA, 135 at Arizona, 188 vs. both Arizona State and Oregon, 122 at Washington, 169 vs. Stanford and 261 at Southern Mississippi. His 7.0 yards-per-carry average leads the nation among the Top 100 rushers. J.J. (which, incidentally, stands for Jonathan Jerome) leads the conference's No. 2 rusher, Oregon's Terence Whitehead (104.0 ypg) by 63.7 yards per game.

Needing 155 Yards, Arrington Can Join Heisman Winners Allen & White As 3rd 2,000-Yard Rusher in Pac-10 History

J.J. Arrington has a bowl game remaining to register 155 yards and become only the third player in Pac-10 history to rush for 2,000 yards in a season. By just hitting his season average, he would join Heisman Trophy winners Marcus Allen (2,427 in 1981) and Charles White (2,050 in 1979) of USC as the conference's only three two-grand men. Now perched at No. 6 on the Pac-10 all-time single-season rushing list, Arrington can possibly climb as high as No. 2 on the list by gaining 206 yards in the bowl game. That would give him 2,051 yards, which would surpass the likes of Heisman winners Charles White, Ricky Bell and O.J. Simpson, all of USC fame. A list of the current Pac-10 single season Top 10 rushers:

PAC-10 SINGLE SEASON RUSHING LEADERS

Player, School	Year	Yds.
1. Marcus Allen, USC	1981	2,427
2. Charles White, USC	1979	2,050
3. Ricky Bell, USC	1975	1,975
4. O.J. Simpson, USC	1968	1,880
5. Charles White, USC	1978	1,859
6. J.J. Arrington, California	2004	1,845
7. Corey Dillon, Washington	1996	1,695
8. Steve Jackson, Oregon State	2002	1,690
9. Rueben Mayes, Wash. St.	1984	1,632
10. Trung Candidate, Arizona	1999	1,602

Joining Elite 2,000-Yard Club, J.J. Also Climbing Cal's Career Rushing Ladder; Currently Ranks 6th With 2,442 Yards

Despite an abbreviated Cal career—he transferred from College of the Canyons JC last year—J.J. Arrington has wasted little time in soaring into the Golden Bears' Career Top-10 Rushing List. With almost no fanfare, he has become the eighth player in school history to rush for 2,000 yards in a career this year. With 2,452 yards to date, he can move up to fifth place on the school's career list by gaining a mere 53 yards in the bowl game. The school's Top 10 list, as it currently stands:

CAL'S CAREER RUSHING YARDAGE LEADERS

Player (Years)	Att.	Yds.	YPC
1. Russell White (1990-92)	663	3367	5.1
2. Joe Igber (1999-02)	678	3124	4.6
3. Chuck Muncie (1973-75)	549	3052	5.6
4. Paul Jones (1975, 77-79)	715	2930	4.1
5. John Olszewski (1950-52)	416	2504	6.0
6. J.J. Arrington (2003-04)	371	2452	6.6
7. Reynard Rutherford (1992-95)	491	2256	4.6
8. Lindsey Chapman (1991-93)	444	2190	4.9
9. John Tuggle (1979-82)	434	1813	4.2
10. Jackie Jensen (1946-48)	285	1703	6.0

Arrington Will Be 5th Bear to Win Conference Rushing Title, 1st Since Kapp in 1958

When senior tailback J.J. Arrington is officially crowned the Pac-10 rushing champion this season, it will mark the sixth time a Cal player has claimed the league rushing title. Amazingly, it will be the first time a Cal player has claimed the title in 46 years-not since quarterback Joe Kapp rushed for 616 yards to pace the conference in 1958, which was the last season the Golden Bears went to the Rose Bowl. Here's a look at previous Cal players to lead the circuit in rushing:

Player	Year	Att.	Yds.	YPC	YPG
Vic Bottari	1937	135	640	4.7	64.0
Vic Bottari	1938	159	579	3.6	52.6
Jackie Jensen	1948	137	1010	7.4*	101.0
John Olszewski	1952	160	845	5.3	84.5
Joe Kapp	1958	142	582	4.1	58.2

*second best average by rushing champion in conference history (Kermit Johnson, UCLA, 7.5)

Arrington Now Owns 8 of Top 32 Rushing Efforts in California School History, 1st Bear to Run for 3 Touchdowns in Back-to-Back Games Since 1993

Although he's only played in 24 games and made 12 starts in his brief Cal career, J.J. Arrington certainly has made his mark. He's already rushed for 100 yards or more 13 times in his career (third most in Cal history), and owns a record eight of the Top 32 all-time single game rushing efforts in Golden Bear history. Arrington, who transferred to Cal from College of the Canyons in Southern California last year, has been the author of rushing outbursts of 261 (3rd, at Southern Miss), 205 (tied for 10th, vs. UCLA), 188 twice (17th vs. Arizona State and Oregon), 185 (19th, vs. Washington, 2003), 181 (25th, at Air Force, 2004), 177 (27th, vs. New Mexico State, 2004) and 169 (32nd, vs. Stanford) yards. His 261-yard outburst at Southern Miss Dec. 4 marked the sixth time this year he has rushed for at least 175 yards, most in school history for a single season. Arrington's career total of seven contests with 175 yards or more tops the previous Cal record of four, set by Russell White (1990-92). And by rushing for three touchdowns in each of his first two 2004 contests, J.J. also became the first Bear to accomplish that feat in back-to-back games since Lindsey Chapman turned the trick during the 1993 season. Interestingly, in his last 11 starts at tailback, Arrington is averaging 169.1 yards per game in gaining a robust 2,030 yards on 278 carries, and scored 15 touchdowns. Those starts occurred against Washington (54-7) last year, plus 10 games this season, contests in which Cal has outscored its opponents by a whopping 465-154 count. And of those 12 starts, Arrington has smoked opponents for 169 yards or more rushing a remarkable eight times.

Fractured Left Fibula Will Deprive All-American McArthur From 2nd Straight Bowl Appearance; Ends Cal Tenure as School's Career Leader in Both Receptions (202) & Yards (3,188)

For the second year in a row, All-American wide receiver Geoff McArthur will be deprived of playing in a bowl game due to a season-ending injury. McArthur, who had snagged six passes for 145 yards and one TD, fractured his left fibula in the fourth quarter at Southern Miss. He becomes the second Cal receiver to suffer a season-ending blow, as fellow starter Chase Lyman tore a knee ligament in the USC game earlier this season. While his overall numbers did not match last year's storybook 85-catch, 1,504-yard season, McArthur

continued to play a vital role in Cal's football success. In the last six games, he set the school's career record for receiving yards and receptions. Rebounding from an abdominal strain in the early season that has impacted his 2004 numbers, McArthur had looked like his old self in the past eight games. He snared 50 passes for 788 yards and six TDs during that period, averaging 6.3 receptions and 98.5 yards per contest. The Bear senior made school history Oct. 23 in Arizona, as his six-catch, 94-yard effort propelled him past Bobby Shaw (2,731, 1994-97) to claim Cal's all-time receiving yardage record. Then in this year's Big Game Nov. 20, he chased down five passes for 47 yards, including a three-yard pass from backup QB Reggie Robertson in the fourth quarter that vaulted him past Dameane Douglas (195, 1995-98) into sole possession of first place on Cal's career receptions list. Despite his physical handicaps, he ranks third in receptions (5.2) and fourth in yardage (78.4) per game in the Pac-10 this year and has become the school's first 200-catch and 3,000-yard receiver with 202 for 3,188 yards. Here's how McArthur stacks up with some of Cal's all-time greats:

Wide Receiver
Geoff McArthur

Cal's Defensive Backfield Relies on Talent, Experience

Headed by preseason All-American Donnie McCleskey and 2003 Insight Bowl Defensive MVP Ryan Gutierrez, the Bears' defensive secondary may be the most improved of any 2004 Cal unit. Four starters returned in rover McCleskey, free safety Gutierrez, and cornerbacks Harrison Smith and Daymeion Hughes. Gutierrez leads the 2004 club in tackles with 72, while Smith leads the club and ranks second in the Pac-10 with 14 passes broken up. Two other top secondary performers this year are sophomore Tim Mixon, who has bagged 25 tackles and a team-high three interceptions, and senior safety Matt Giordano, who ranks third on the club in tackles (56) and has two forced fumbles. Mixon made the defensive play of the game in the Arizona State win, picking off an Andrew Walter pass and scampering 58 yards for a TD that handed the Bears a commanding 20-0 lead in the third quarter.

With Bowl Game Left, Smith Needs 2 PD to Set Cal Mark

Cornerback Harrison Smith has quietly climbed into second place on Cal's single season list for passes defended. With 15 in his 11 games, Smith needs two more in the bowl game to break the school's record of 16, set by Jemeel Powell in 2000. Here's a list of the Top 10 single season leaders:

Cal's Season Leaders - Passes Defended		
Player, Year		No.
1. Jemeel Powell, 2000	16
2. Harrison Smith, 2004	15
3. Donnie McCleskey, 2003	13
John Hardy, 1990	13
5. Issac Booth, 1993	12
6. Chidi Iwuoma, 2000	11
Deltha O'Neal, 1999	11
Chidi Iwuoma, 1998	11
David Wilson, 1991	11
10. Nnamdi Asomugha, 2002	10
Derrick Gardner, 1997	10
Artis Houston, 1993	10
David Wilson, 1990	10

Cal Has Produced 20 NFL First Round NFL Draft Picks

Cal has produced 20 first-round picks in its history. The Bears also can claim eight NFL first-rounders in the past nine years-Regan Upshaw (12th, Tampa Bay) and Duane Clemons (16th, Minnesota) in 1996, Tony Gonzalez (13th, Kansas City) and Tarik Glenn (19th, Indianapolis) in 1997, Deltha O'Neal

(15th, Denver) in 2000, Andre Carter (7th, San Francisco) in 2001, and Kyle Boller (19th, Baltimore) and Nnamdi Asomugha (31st, Oakland) in 2003. The first-rounders:

1952	Les Richter (Texas)
1953	John Olszewski (ChicagoCardinals)
1964	Craig Morton (Dallas, 6th)
1972	Sherman White (Cincinnati, 2nd)
1975	Steve Bartkowski (Atlanta, 1st)
1976	Chuck Muncie (New Orleans, 3rd)
1977	Ted Albrecht (Chicago, 15th)
1981	Rich Campbell (Green Bay, 6th)
1984	David Lewis (Detroit, 20th)
1988	Ken Harvey (Phoenix, 12th)
1993	Sean Dawkins (Indianapolis, 16th)
1994	Todd Steussie (Minnesota, 16th)
1996	Regan Upshaw (Tampa Bay, 12th)
	Duane Clemons (Minnesota, 16th)
1997	Tony Gonzalez (Kansas City, 13th)
	Tarik Glenn (Indianapolis, 19th)
2000	Deltha O'Neal (Denver, 15th)
2001	Andre Carter (San Francisco, 7th)
2003	Kyle Boller (Baltimore, 19th)
	Nnamdi Asomugha (Oakland, 31st)

Defense Faced 4 QBs on '04 Davey O'Brien Award Watch

Cal's defense was tested by four teams that featured quarterbacks who appear on this year's Davey O'Brien "Watch List," signifying them as among the nation's top quarterback candidates. The Bears squared off against Oregon State's Derek Anderson (14-of-34, 137 yds., 2 INTs), USC's Matt Leinart (15-of-25, 164 yds., 1 INT, 2 TDs), Arizona State's Andrew Walter (25-of-41, 238 yds., 1 INT), and Oregon's Kellen Clemens (19-of-33, 218 yds., 4 TDs). One plus for the Bears, however, was they featured their own O'Brien candidate in junior QB Aaron Rodgers.

Bears Attract Another Highly Ranked National Recruiting Class

Riding the momentum of its 2003 Insight Bowl victory over Virginia Tech, Cal produced its second straight nationally ranked recruiting class earlier this year. Head coach Jeff Tedford and his coaching staff continued to reap the benefits of establishing strong recruiting ties within the state of California. All but two of the Bears' recruits hail from the Golden State, with Australia-born punter-placekicker David Lonie and Texas prep star running back Justin Forsett the only prospects signed from outside California. The Bears signed an equal number of players from Northern and Southern California, including 10 student-athletes that received All-American accolades last season. The class was ranked as high as No. 17 nationally (PrepStar), a ranking that came on the heels of the 2003 Class, which was rated as high as No. 14.

CAL CAREER RECEPTION LIST

Player	No.	Yds.	Avg.	TD
1. Geoff McArthur (2000-04)	202	3188	15.8	20
2. Dameane Douglas (1995-98)	195	2335	12.0	13
3. Bobby Shaw (1994-97)	180	2731	15.2	27
4. Brian Treggs (1988-91)	167	2335	14.0	15
5. Na'il Benjamin (1993-96)	165	2196	13.3	13

CAL CAREER RECEIVING YARDAGE LIST

<i>Player</i>	<i>No.</i>	<i>Yds.</i>	<i>Avg.</i>	<i>TD</i>
1. Geoff McArthur (2000-04)	202	3188	15.8	20
2. Bobby Shaw (1994-97)	180	2731	15.2	27
3. Dameane Douglas (1995-98)	195	2335	12.0	13
Brian Treggs (1988-91)	167	2335	14.0	15
5. Na'il Benjamin (1993-96)	165	2196	13.3	13

CAL SINGLE-SEASON LEADERS FOR RECEIVING YARDS

Player	Year	No.	Yds.	Avg.	TD
1. Geoff McArthur	2003	85	1504	17.7	10
2. Dameane Douglas	1998	100	1150	11.5	4
3. Bobby Shaw	1997	75	1093	14.6	10
4. Sean Dawkins	1992	65	1070	16.5	14
5. Mike Caldwell	1993	55	962	17.5	7

CAL SINGLE-SEASON LEADERS FOR RECEPTIONS

Player	Year	No.	Yds.	Avg.	TD
1. Dameane Douglas	1998	100	1150	11.5	4
2. Geoff McArthur	2003	85	1504	17.7	10
3. Bobby Shaw	1997	75	1093	14.6	10
4. Sean Dawkins	1992	65	1070	16.5	14
5. Bobby Shaw	1996	58	888	15.3	9

Injuries Test One of Deepest Receiving Corps in California History

Position coach, Eric Kiesau, calls them a "special group," a collection of players he might not see again if he "coaches for another 30 years." A close knit unit that hangs together in off hours-they even took a yoga class en masse this summer-this year's Cal wide receiver corps is much more than All-American Geoff McArthur. The unit lost only 17 of 165 receptions (10%) from last year's unit through graduation, and was ranked No. 1 in the Pac-10 and No. 4 nationally by Athlon Sports in its preseason magazine. A blend of veterans and youth, the group includes five seniors, as well as three redshirt-freshmen, creating a veritable logjam at wideout. However, an injury epidemic has decimated this once stable of pass-catching riches. For the past month, Tedford has been forced to test the depth of this unit, as no less than five of his gifted receivers have endured serious injuries. Chase Lyman is lost for the season with ACL knee surgery suffered in the USC game, while Jonathan Makonnen bruised his liver at Arizona and only returned Dec. 4 at Southern Miss. Burl Toler, who started 10 games last year, returned for limited action against Stanford after sitting out the past four games with chronic knee tendinitis, and McArthur broke his left leg at Southern Miss. And to create even more hardship, freshman speed-burner Noah Smith underwent an appendectomy last month, but has returned to full duty since. Here's a quick rundown on the Bears' top pass-catchers:

Player	Ht.	Wt.	Yr.	Comments
Geoff McArthur	6-1	200	Sr.	Preseason 1st Team A-A; Cal's career reception and yardage leader; will miss bowl
Chase Lyman	6-4	210	Sr.	Set Cal bowl mark with 149 yds. Insight Bowl; averaged 29.6 ypc & 103.5 ypg in 2004 before injury
Jonathan Makonnen	6-0	200	Sr.	Cal's leading receiver in '02 (54 rec.), gained medical redshirt year in '03, returned Dec. 4
Burl Toler	6-2	190	Sr.	Started 10 games last year, catching 48 passes for 609 yards & 3 TDs, still ailing with knee injury
Robert Jordan	5-11	160	Fr.	Caught 7 passes for 116 yds., 1 TD in 1st Cal start vs. ASU; possesses 4.4 speed
Noah Smith	5-11	180	Fr.	Prep A-A who was clocked at 4.29 in the 40, 10.54 in 100m; sidelined with appendectomy
Sam DeSa	5-11	180	Fr.	2-time national winner of Biletnikoff Award, ex-track sprinter at Monte Vista HS
Sean Young	5-10	180	Fr.	Perhaps most impressive redshirt WR last year, hails from nearby Berkeley HS

McArthur Tied for 1st in 100-Yard Games (11), 4th in TD Receptions (20) on Cal Career List

Besides his No. 1 standing in career receptions and receiving yards among Cal's all-time pass-catchers, Geoff McArthur also ranks highly in other career categories. With his 6-catch, 145-yard display in the season finale, he has now registered 11 100-yard games in his career. That's ties the Cal record of 11, held by Bobby Shaw (1994-97). And his 20th career touchdown reception at Southern Miss ranks fourth on the school's all-time list.

Chase Lyman Averaged 103.5 Receiving Yards Per Game & NCAA-Leading 29.6 YPC Before Knee Injury vs. Southern California Ended His Final Season

Saddled with injuries throughout his career, senior wide receiver Chase Lyman had apparently turned over a new leaf in 2004. Finally healthy, Lyman was inserted into the starting lineup for an injured Geoff McArthur in last year's Insight Bowl and he had played like a man possessed after that. He set a Cal bowl game receiving record with five catches for 149 yards and one TD in the Bears' 52-49 win over Virginia Tech, and he has thrived as a starter along side McArthur this season. With his five-catch, 176-yard day at Oregon State—the 176 yards were the 11th most by a Cal player in school history—the receiver entered the USC tilt with 17 passes for 535 yards and six TDs in his last four games dating back to the bowl game (interestingly, Lyman had managed only 526 yards and three TDs on 63 receptions during his Cal career prior to the Insight Bowl). But a hyperextended knee sidelined the Bear wideout for most of the second half at USC. X-rays after the game confirmed that Lyman would be lost for the season. He underwent successful surgery to repair a torn ACL in his left knee on Monday, Oct. 11. Until the injury, Lyman ranked first in yards per reception (29.6 yards per grab) and 10th in yards per game (103.5), respectively, among Division I-A receivers.

Cal Dominates Statistical Battle, Falls 9 Yards Short of Road Upset of No. 1 USC

In a game for the ages, the California Golden Bears came within an eyelash of scoring one of the biggest road victories in the school's 122-year history Oct. 9. But what made the 23-17 loss to nationally No. 1 ranked USC at the Los Angeles Coliseum so disheartening for Cal fans was simply this: the Bears were the runaway winners in the final stat sheet. Cal won virtually every statistical category, outdistancing the Trojans by wide margins in total yards (424 to 205), rushing yards (157 to 41), passing yards (267 to 164), first downs (28 to 12) and time of possession (37:11 to 22:49). Yet, facing a fast-charging Bears' offense at its own nine-yard line with 1:47 left in the game, the USC defense rose to the occasion to snuff out a brilliant Aaron Rodgers-led rally by denying the Bears one final touchdown that would have given Cal one of its greatest wins in school history. The six-point loss halted a six-game winning streak for California, dating back to last year. Continually handed short fields to defend, the Bear defense proved extremely stingy in Los Angeles. They limited the explosive USC offense to 205 total yards, 12 first downs, 41 rushing yards and a minuscule 1.6 yards-per-carry on the ground. They harnessed Matt Leinart & Co. to 3-for-11 in third-down conversions, and set season highs for sacks (four) and tackles-for-loss yardage (41).

Rodgers' Stock Soars Against USC; Cal's Junior QB Sets and Ties NCAA Records for Consecutive Completions

Before a sellout crowd of 92,000 in the L.A. Coliseum, Cal junior quarterback Aaron Rodgers completed his first 23 passes en route to one of the greatest passing exhibitions in Bears' football history. Carving up the Trojans' vaunted defense for 267 yards, one touchdown and no interceptions on 29-of-34 accuracy, Rodgers showed the nation why he's one of the top quarterbacks in NCAA Division I-A football. His 23 consecutive completions tied the single game NCAA record (Tennessee's Tee Martin vs. South Carolina, 1998), while the Cal QB set a NCAA mark for most consecutive completions in a season (Martin, 24 in 1998) with 26, dating back to the Oregon State game Oct. 2. What's more, Rodgers established a new Cal record for completion percentage, as his .853 figure eclipsed the previous best of .852, set by Gale Gilbert (23-of-27) against Oregon State in 1983. Remarkably, Rodgers entered that fateful first-and-goal at the nine yard-line in the game's final two minutes, having completed 29 of 31 attempts with both incompletions resulting in intentional throw-aways by the Bears' quarterback.

Cal: No. 1 Public University

Cal maintained its position as the No. 1-ranked public university in the country in the latest *U.S. News and World Report* ratings. According to a recent study by the National Research Council, Cal ranks first nationally in both the number of graduate programs in the Top 10 in their fields (97%) and the number of "distinguished" programs for the scholarship of faculty (32 programs). Here's this year's Top 5 public universities, according to *U.S. News & World Report*:

1. CALIFORNIA
2. Virginia
Michigan
4. UCLA
5. North Carolina


Los Angeles Times Magazine Cites University of California for Best Marriage of Academics and Athletics

In a Sept. 5 cover story, the *Los Angeles Times Magazine* cited the University of California as a successful example of balancing the rigors of academics and athletics. The cover headline read: "If They Awarded a Heisman for Homework....UC Berkeley would win for its program to produce true student-athletes."

The opening headline inside said, "He Shoots, He Scores, He Studies: As the NCAA Finally Gets Serious About Educating College Athletes, Schools Would be Wise to Follow the Example Set by UC Berkeley." The magazine went on to note...."when it comes to performance in both academics and sports, few schools are in the same league. Berkeley's graduation rate for its student-athletes has been as much as 11 points higher than the average for all Division I schools. Last year almost half of Cal student-athletes had cumulative grade point averages above 3.0—no small achievement given the school's rigorous academic demands."

Advanced Degree: Giesel, McGrath & Ladouceur

At a place like Cal, you would expect some exceptional stories about academic achievement. Berkeley is also the site of some famous scenes from the movie classic, "The Graduate." This season, Cal football can also offer a storyline about graduates. Three, to be specific. Guard Jonathan Giesel, rover/special teamer Mike

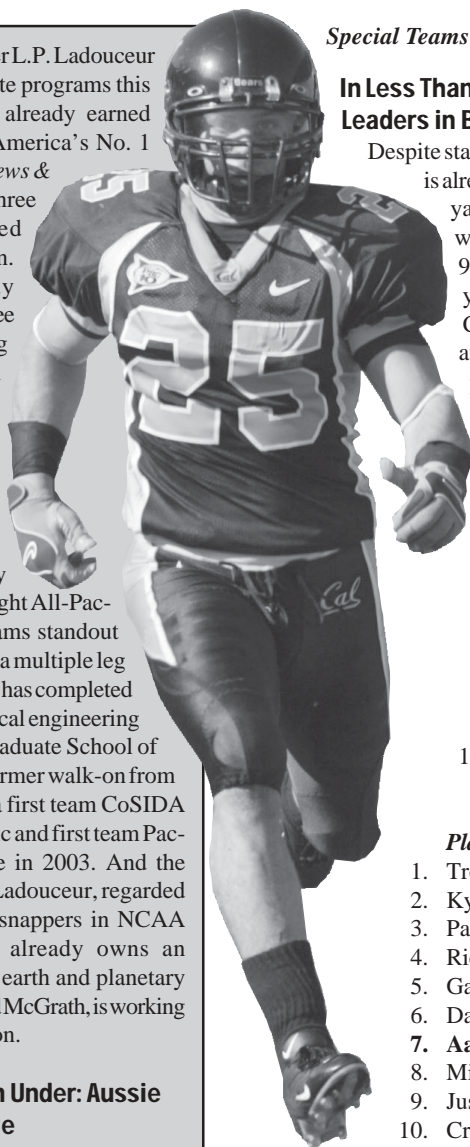


Offensive Guard
Jonathan Giesel

McGrath and long snapper L.P. Ladouceur are all enrolled in graduate programs this fall, each three having already earned bachelor degrees from America's No. 1 public university (*U.S. News & World Report*). And all three players have figured prominently this season. Giesel, who's already received a bachelor's degree in religion and is working towards his master's in education, is a third-year starter on Cal's revamped offensive line in 2004. He also is a returning Pac-10 All-Academic first team member. McGrath, who was well on his way to claiming a second straight All-Pac-10 honor as a special teams standout last year before suffering a multiple leg fracture at Oregon Nov. 8, has completed his bachelor's in mechanical engineering and is attending Cal's Graduate School of Education. McGrath, a former walk-on from Watsonville, was voted a first team CoSIDA District VII All-Academic and first team Pac-10 All-Academic choice in 2003. And the Montreal, Canada-born Ladouceur, regarded as one of the best long snappers in NCAA Division I-A football, already owns an undergraduate degree in earth and planetary science and, like Giesel and McGrath, is working on a master's in education.

The Punter from Down Under: Aussie JC Transfer David Lonie

The Bears' net punting average ranked seventh in the Pac-10 last year with senior Tyler Fredrickson handling the chores. Tedford went "down under" in an attempt to improve those numbers this season, as he signed 25-year-old Australian David Lonie out of Ellsworth Community College in Iowa Falls, Iowa. Widely recruited by Big Ten and Big 12 powerhouses last year, Lonie opted to join Tedford and the rising Bears in hopes of filling both a placekicking and punting need. While Tom Schneider—who's made seven of 13 field goal attempts (including 42- and 28-yarders vs. Stanford Nov. 20) this far this year—is handling the placekicking job this year, the personable Aussie has been impressive in his debut as Cal's No. 1 punter, averaging 40.2 yards on 40 punts, including 17 punts inside the opponents' 20-yard line and five that have measured 61 (career high at Arizona), 57, 56, 51, 50 and 50 yards. The 6-6, 200-pound Lonie, who averaged 41.8 yards per boot in the JC ranks last year, is an all-around athlete who competed in soccer, water polo and track in Australia, and fancies himself an accomplished water skier and snow boarder.



Special Teams Standout Mike McGrath

In Less Than 2 Seasons, Rodgers Already Ranks Among Golden Bears' Top 10 Leaders in Both Career Passing and Total Offense

Despite starting only 21 games and playing in 24 contests in his brief Cal tenure, Rodgers is already perched among Cal's career Top 10 in both career total offense and passing yards. He currently sits in seventh place on the school's career total offense chart with 5,543 yards. Rodgers, who needs 246 yards to leapfrog Gale Gilbert (1980-94, 5,788 yards), has already eclipsed such legends as Chuck Muncie (3,205 yards), Russell White (3,381), Joe Roth (3,447), Steve Bartkowski (3,938) and Craig Morton (4,130) in the process. On the career passing ladder, he's perched at No. 7 with 5,223 yards. Here's both the Top 10 in career total offense and passing yards:

CAL'S CAREER TOTAL OFFENSE LEADERS

Player (Years)	Plays	Rush	Pass	Total	TDR
1. Troy Taylor (1986-89)	1479	110	8126	8236	53
2. Kyle Boller (1999-02)	1576	-169	7980	7811	71
3. Pat Barnes (1993-96)	1115	-359	7360	7001	56
4. Rich Campbell (1977-80)	1134	-375	7174	6799	43
5. Dave Barr (1991-94)	950	-385	6305	5920	49
6. Gale Gilbert (1980-84)	1178	-808	6566	5788	33
7. Aaron Rodgers (2003-)	775	320	5223	5543	49
8. Mike Pawlawski (1988-91)	815	-163	5181	5018	44
9. Justin Vedder (1997-98)	975	-175	5040	4865	31
10. Craig Morton (1962-64)	797	-371	4501	4130	44

CAL'S CAREER PASSING YARDAGE LEADERS

Player (Years)	PA	PC	HI	PCT	YDS	TD
1. Troy Taylor (1986-89)	1162	683	46	58.8	8126	51
2. Kyle Boller (1999-02)	1301	622	48	47.8	7980	64
3. Pat Barnes (1993-96)	950	549	26	57.8	7360	54
4. Rich Campbell (1977-80)	929	599	42	64.5	7174	35
5. Gale Gilbert (1980-84)	984	548	48	55.7	6566	32
6. Dave Barr (1992-94)	791	502	31	63.5	6305	48
7. Aaron Rodgers (2003-)	623	400	12	64.2	5223	42
8. Mike Pawlawski (1988-91)	703	419	29	59.6	5181	40
9. Justin Vedder (1997-98)	776	431	27	55.5	5040	31
10. Craig Morton (1962-64)	641	355	31	55.4	4501	36

First Halves Continue to Be Mister Rodgers' Neighborhood

Aaron Rodgers has particularly shined in first halves during his two years in Berkeley. Remarkably, Rodgers has completed 68.5 percent of his passes (124-of-181) for 1,583 yards, 17 TDs and four interception in first halves this year. That 1,583 yards represents 68.2 percent of Rodgers' total 2004 output of 2,320 yards. A look at his best first-half numbers in 2003-04:

Date	Opponent	Comp-Att	Pct.	Yds.	TD	Int
9/20/03	at Illinois	17-28	60.7	236	1	0
9/27/03	USC	17-21	81.0	203	2	1
10/18/03	at UCLA	15-19	78.9	150	0	0
11/1/03	at Arizona State	11-14	78.6	246	3	0
11/8/03	at Oregon	10-14	71.4	87	0	0
11/15/03	Washington	14-22	63.6	257	3	0
11/22/03	at Stanford	14-23	60.9	170	0	1
12/26/03	Virginia Tech*	12-18	66.7	149	2	0
9/4/04	at Air Force	9-12	75.0	122	0	0
9/11/04	New Mexico St.	16-19	84.2	254	2	0
10/2/04	at Oregon State	8-11	72.7	102	2	1
10/9/04	at USC	14-14	100.0	133	1	0
10/16/04	UCLA	14-23	60.9	132	2	0
10/23/04	at Arizona	13-17	76.5	175	3	2
11/6/04	Oregon	11-20	55.0	190	2	0
12/04/04	at Southern Miss	14-21	66.7	178	2	0

*Insight Bowl

Ranking No. 7 Nationally in Pass Efficiency, Rodgers Launches 16 Touchdown Passes During California's Current 7-Game Winning Streak

Complementing a dominant ground game thus far in 2004, Aaron Rodgers has served as a highly-efficient field general for Cal. The junior signal-caller has completed 67.5 percent of his passes for 2,320 yards, while throwing 23 touchdowns and seven interceptions. Rodgers, who owns the nation's seventh-best passing efficiency rating (161.2), has thrown 16 TD passes in his last seven games. Dating back to last year, he owns a 17-4 career record—a .810 winning percentage—as the Bears' starting quarterback and has connected on 67.8 percent (290-of-428) of his attempts in averaging 230.0 passing yards with 35 TDs and only nine interceptions in his last 16 games.

Rodgers' 67.5 Completion Percentage (185-of-274) Falling Short of Pac-10 Conference Single-Season Mark of 70.7 by Cal's Rich Campbell

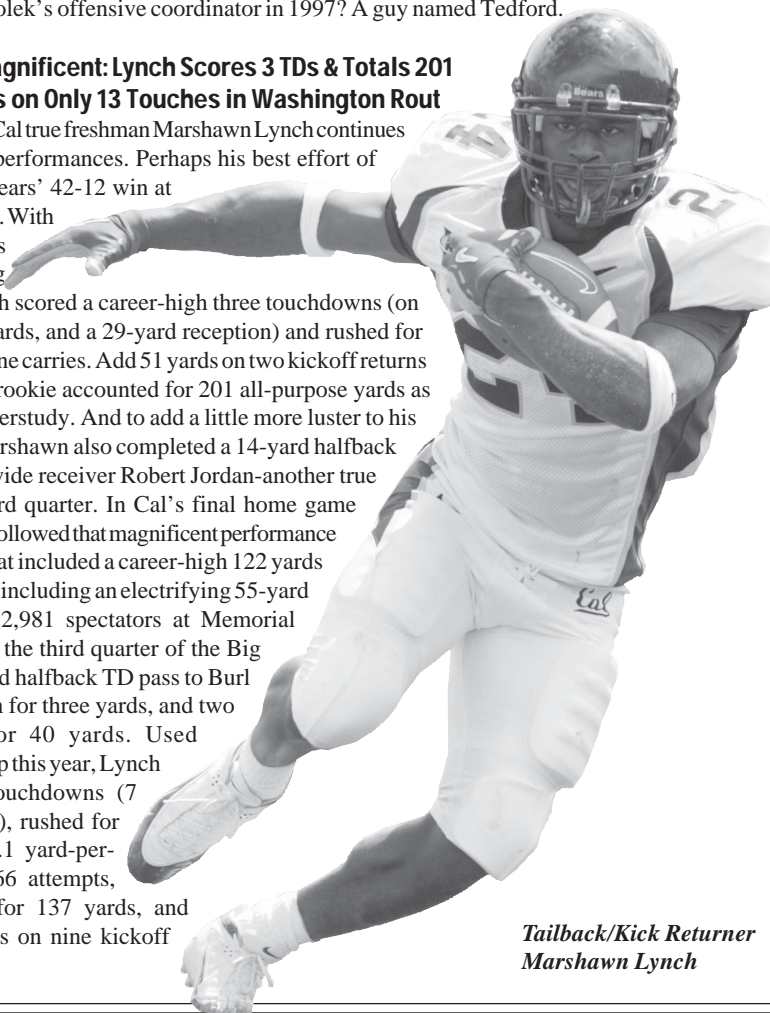
By connecting on 67.5 percent of his passes (185-for-274) thus far in 2004, Rodgers will fall short of the Pacific-10 Conference single-season records for completion percentage. The Pac-10 standard is held by a fellow Golden Bear, Rich Campbell, who completed 70.7 percent of his attempts (193-of-273) in 1980.

California Quarterback Eyes Pac-10 Career Interception Percentage Mark

Aaron Rodgers, benefiting under the tutelage of Jeff Tedford and his QB legacy of developing five previous NFL first-round draft picks, entered this year having been named the preseason 2004 Pac-10 Player of the Year by Athlon Sports. Much of his national respect has come from his reputation for mistake-free football. Dating back to his only season at Butte College (28 TDs, 4 INTs in 2002), Rodgers has thrown 70 touchdown passes and only 16 interceptions combined over the past two years (including 2004). Despite throwing seven picks this year—with six of his interceptions inexplicably coming in pairs on the road (two at Oregon State, Arizona and Washington)—his current career interception percentage is a microscopic 1.93 (12 INT, 623 attempts). That's a figure that is well below the Pac-10 career mark of 2.59 (13 INT, 501 att.) set by USC's Paul McDonald in 1976-79 and the Cal record of 2.74 (26 INTs, 950 att.) by Pat Barnes in 1993-96. The NCAA career record for interception percentage, minimum 1,050 attempts, is 2.12 by Jeff Kingsbury of Texas Tech, who threw 40 picks in 1,883 attempts from 1999-2002. In the category 600-1,049 attempts in a career, the record holder is Billy Volek of Fresno State, who was intercepted 12 times in 934 attempts (1.28%) from 1997-99. And who was Volek's offensive coordinator in 1997? A guy named Tedford.

Marshawn the Magnificent: Lynch Scores 3 TDs & Totals 201 All-Purpose Yards on Only 13 Touches in Washington Rout

In limited action, Cal true freshman Marshawn Lynch continues to turn in dazzling performances. Perhaps his best effort of 2004 came in the Bears' 42-12 win at Washington Nov. 13. With the ball in his hands only 13 times during the afternoon, Lynch scored a career-high three touchdowns (on runs of 70 and 32 yards, and a 29-yard reception) and rushed for 121 yards on only nine carries. Add 51 yards on two kickoff returns and the precocious rookie accounted for 201 all-purpose yards as J.J. Arrington's understudy. And to add a little more luster to his remarkable day, Marshawn also completed a 14-yard halfback pass to his cousin, wide receiver Robert Jordan—another true freshman—in the third quarter. In Cal's final home game against Stanford, he followed that magnificent performance with another gem that included a career-high 122 yards on only nine carries—including an electrifying 55-yard TD run that had 72,981 spectators at Memorial Stadium buzzing in the third quarter of the Big Game—plus a 20-yard halfback TD pass to Burl Toler, one reception for three yards, and two kickoff returns for 40 yards. Used primarily as a backup this year, Lynch has scored nine touchdowns (7 rushing/2 receiving), rushed for 602 yards and a 9.1 yard-per-carry average on 66 attempts, caught 17 passes for 137 yards, and averaged 28.6 yards on nine kickoff returns.



*Tailback/Kick Returner
Marshawn Lynch*

Cal Offense Has Converted 63 of Last 71 Chances in Red Zone Territory

Another trademark of a Tedford-conceived offense is success in the red zone. Dating back to last year's UCLA game on Oct. 18, the Bears have scored on 63 of their last 71 trips (88.7%) inside their opponent's 20-yard line. Through 11 games this year, Cal is 34-for-41 (82.9%), which ranks second to Oregon State (37-of-44, 84.1%) in the Pac-10.

Close Encounters of the Worst Kind

When you build a football program, you can expect a few bumps in the road. For California head coach Jeff Tedford, who now owns an 25-12 overall record since arriving in Berkeley in 2002, his Bears have endured seven losses by seven points or less in his brief Cal career (including five by a combined 13 points: 30-28 to USC and 23-21 to Air Force in 2002; and 23-21 to Colorado State, 23-20 in OT to UCLA and 21-17 to Oregon last year). In all, Tedford's 12 defeats at Cal over the past two-plus years have been decided by an average of 7.2 points.

Tedford Becomes 1st Coach to Win 25 Games in 1st Three Seasons at Cal Since Pappy Waldorf (1947-49)

To further illustrate the impact that Jeff Tedford has made on the Cal football scene, consider this: this season he became the first California coach to win 25 games in his first three years at the helm since the legendary Pappy Waldorf chiseled out a 29-3 record in his first three seasons in 1947-49. Tedford, who followed the five-year Tom Holmoe era—which endured a 16-39-1 record—has guided the new, improved Bears to an 25-12 ledger over the past three seasons. Here's a list of Cal head coaches who have chalked up at least 21 wins in their first three seasons at the helm:

Head Coach	Years	Wins
James Schaffer	1909-11	35
Pappy Waldorf	1947-49	29
Stub Allison	1935-37	25
Jeff Tedford	2002-04	25
William Ingram	1931-32	21

Bears Rank 3rd Behind LA Schools for Most Current NFL Players in Pac-10

California has been perennially ranked among the nation's Top 20 in former players currently in the NFL. As of the middle of October, Cal had 24 alumni on NFL rosters, tied for 16th nationally and ranking third in the Pac-10 (USC and UCLA both feature 25 players on current NFL rosters). Here's a look at the Top 20 schools, as well as the entire Pacific-10 Conference:

All Schools

1. Miami	43
2. Florida State	39
3. Notre Dame	38
Tennessee	38
5. Florida	36
Georiga	36
Ohio State	36
8. Michigan	35
9. Penn State	32
10. LSU	31
11. Texas A&M	29
12. Nebraska	27
13. Kansas State	25
14. USC	25
UCLA	25
16. CALIFORNIA	24
Colorado	24
North Carolina	24
19. Arizona State	23
Washington	23

Pac-10 Schools

1. USC	25
UCLA	25
3. CALIFORNIA	24
4. Arizona State	23
Washington	23
6. Stanford	18
7. Washington State	17
8. Oregon	15
9. Arizona	14
10. Oregon State	12

Barbour Named California's New Athletic Director Sept. 15

Anne (Sandy) Barbour, previously deputy director of athletics at Notre Dame and former athletic director at Tulane, was named director of athletics at Cal on Sept. 15. Barbour, who has earned a gilded reputation as one of the nation's top athletic administrators during her 22-year career, replaces Steve Gladstone, who stepped down after a successful three-year tenure as AD to devote his full time to coaching Cal's crew team. During her stint as Tulane's AD, Barbour's teams won 12 conference championships. Barbour hired Tommy Bowden, who turned around the Green Wave's football fortunes with the first winning season (7-4) in 16 years in 1997 and a 12-0 mark and national No. 7 ranking in 1998. Barbour's first official day at Cal was Oct. 1.

*Defensive End
Ryan Riddle*



Tedford Has Perpetuated Cal's Quarterback Tradition at Berkeley

Since the days of All-American John Meek, who led Cal to an unbeaten season and Rose Bowl title in 1937, the Bears have been a cradle for college quarterbacks. Twelve years later in 1949, Bob Celeri also earned All-American honors after guiding the Bears to a 10-1 mark and Rose Bowl appearance. In the past four decades, Cal has produced an extraordinary list of polished passers. They include such legends as Joe Kapp (1956-58), Craig Morton (1962-64), Steve Bartkowski (1972-74), Pat Barnes (1993-96), Joe Roth (1975-76), Rich Campbell (1977-80), Gale Gilbert (1980-84), Troy Taylor (1986-89), Mike Pawlawski (1988-91) and Pat Barnes (1993-96). Perhaps, the best is yet to come in Berkeley, thanks to the arrival of head coach Jeff Tedford in 2002. Tedford has recruited and/or developed five quarterbacks who have become first-round draft choices in the NFL. As offensive coordinator at Fresno State, he worked his magic with Trent Dilfer (No. 6 pick by Tampa Bay, 1994) and David Carr (No. 1 by Houston, 2002). As offensive coordinator at Oregon, he transformed Akili Smith (No. 3 by Cincinnati, 1999) and Joey Harrington (No. 3 by Detroit, 2002) into college superstars. And in 2002 at Cal, he inherited senior Kyle Boller, who after three previous seasons of frustration, blossomed into perhaps the nation's most improved quarterback. Boller, who later would become a first-round draft choice of the NFL's Baltimore Ravens, finished his Cal career ranked first in TD passes (64) and second all-time in passing yards (7,980) in school history. Now, the latest big-time QB to fall off the Tedford assembly line is Aaron Rodgers, now one of the nation's top collegiate passers and field generals.

Bears' High-Octane Offense Features Some of Nation's Best Players

Seven starters, including perhaps the nation's premier pass-catch tandem in quarterback Aaron Rodgers and wide receiver Geoff McArthur, returned on a Cal high-octane offense that set school single-season records for total offense (6,061 yards), passing yards (3,705), first downs (327) and pass completions (278) last year. Five of Cal's returning starters on offense entered 2004 on at least one national "watch list."

<i>Player</i>	<i>Pos.</i>	<i>Yr.</i>	<i>Watch List</i>	<i>Award Category</i>
J.J. Arrington	TB	Sr.	Doak Walker Award	Nation's Best Running Back
Garrett Cross	TE	Sr.	John Mackey Award	Nation's Best Tight End
Geoff McArthur	WR	Sr.	Walter Camp Player of the Year	Nation's Best Player
			Maxwell Award	Nation's Best Player
Marvin Philip	C	Jr.	Rimington Award	Nation's Best Center
Aaron Rodgers	QB	Jr.	Walter Camp Player of the Year	Nation's Best Player
			Maxwell Award	Nation's Best Player
			Davey O'Brien Award	Nation's Best Quarterback

Rimington Award Finalist and All-American Marvin Philip Anchors Bears' O-Line; All 5 Starters Earn Recognition on 2004 All-Pac-10 Team

Led by first team All-America junior Marvin Philip, who recently was named one of seven finalists for the Rimington Award as the nation's top center, Cal's offensive line has emerged as one of college football's finest in 2004. Perhaps the greatest tribute paid to the Bears' interior linemen came last week, when all five starters received mention on the All-Pac-10 Team. Philip, who returned from a two-year Mormon mission last year to reclaim his starting job by midseason, joined junior tackle Ryan O'Callaghan on the conference's first team offense. And guards Aaron Merz and Jonathan Giesel, and tackle Andrew Cameron all were cited as All-Pac-10 honorable mention. Philip's return to the starting lineup midway through last season has paralleled the rapid ascent of Cal football since. Starting the final five games of the 2003 season—a period in which the team etched a 4-1 record and averaged 206 yards rushing per contest—the 6-2, 280-pound veteran bridged the gap between pre-Tedford era and this year's club. After ending his freshman season as the starting center on Cal's 2000 football team that finished 3-8, Philip departed Berkeley for a mission in North Dakota. Two years later, he returned to find a new head coach, a new team attitude that produced a winning season in 2002, and an offensive line that blossomed into one of the Pac-10's best. Arriving back on campus about 25 pounds under his normal playing weight, Philip underwent a demanding strength and conditioning program during the spring of 2002 and returned to his original 280 pounds. His maturity and leadership has played a vital role on an offensive line that lost both its starting tackles in All-Pac-10 first teamer Mark Wilson (Washington Redskins, 5th round) and All-Pac-10 honorable mention choice Chris Murphy this year. Since Philip regained his starting job last year, Cal has zoomed to a 14-2 record.

The Riddler: Pac-10 Sack Leader Ryan Riddle Breaks Andre Carter's Cal Season Record with 14.5 Sacks This Year

A sleeper choice to earn All-America consideration this year, Cal senior defensive end Ryan Riddle is finishing his final season with a

flourish. Corraling Washington's Casey Paus, Stanford's T.C. Ostrander and Southern Miss' Dustin Almond for two sacks each, Riddle has forged into the Pac-10 lead with a school-record 14.5 sacks on the season. He leads a Cal defense that ranks second only to USC in the Pac-10 with 36 sacks (3.3 per game). Based on the NCAA's most recent defensive rankings (Dec. 5), Riddle ranks second in sacks (1.32) and sixth in tackles for loss per game (1.73) nationally. The 6-3, 250-pound lineman claimed Cal's single season sack record when he eclipsed Andre Carter (1st round pick, San Francisco 49ers), who corralled 13.5 in 2000. On the season, "The Riddler" has amassed 45 tackles, including an impressive 19 tackles for losses of 143 yards, and has both forced and recovered fumbles. Riddle, who transferred from El Camino JC in Southern California last year, has bagged 21.0 sacks for the Bears during the past two seasons. That figure ranks him seventh on the school's career list, giving Riddle an outside chance of finishing among Cal's Top 5 career sack men of all time (No. 5 Brandon Whiting has 24.5). The school's Top 10 sack artists for a single season and career:

CAL'S SINGLE SEASON SACK LEADERS

Player	Year	No.
1. Ryan Riddle	2004	14.5
2. Andre Carter	2000	13.5
3. Tully Banta-Cain	2002	13.0
Ron Rivera	1983	13.0
5. Mawuko Tugbenyoh	1999	12.5
6. Tom Canada	2002	12.0
7. Regan Upshaw	1994	11.0
8. Duane Clemons	1995	10.5
9. Andre Carter	1999	10.0
10. Regan Upshaw	1995	9.5

CAL'S CAREER SACK LEADERS

Player	Year	No.
1. Andre Carter	1997-00	31.0
2. Regan Upshaw	1993-95	28.0
3. Tully Banta-Cain	1999-02	26.5
4. Mawuko Tugbenyoh	1996-99	25.0
5. Brandon Whiting	1994-97	24.5
6. Ron Rivera	1980-83	22.0
7. Ryan Riddle	2003-04	21.0
8. Joel Dickson	1986-90	20.0
9. Natu Tuatagaloa	1985-88	19.5
Sekou Sanyika	1996-99	19.5

Tedford Becomes 1st Cal Coach in 55 Years to Claim 3 Straight Big Game Victories

Right or wrong, Cal and Stanford head coaches are judged by their success in Big Games. So far, so good for Cal's third-year head coach Jeff Tedford, as he made it three straight victories with a 41-6 verdict over the school's arch rival Nov. 20. The 35-point victory is the biggest point differential in the Big Game since Stanford defeated Cal, 41-0, in 1930. It marks the largest Cal victory in a Big Game since a 72-7 triumph over Stanford in 1921. Tedford becomes the first Cal head coach in 55 years to lead his team to three straight Big Game victories. The last Bear coach to orchestrate the feat was the legendary Pappy Waldorf, who directed California to Big Game triumphs in each of his first three seasons at the helm (1947-49). The last time the Cal football team posted three straight wins in the Big Game series was 1958-60, but it came under two different head coaches (Pete Elliott in 1958 and 1959, and Marv Levy in 1960).

Bear Bites...

The Bears' defense is allowing only 4.2 points per game in second halves this season. California is outscoring its opponents by a 210-46 margin after intermission this year, as the Bears' defense has yielded only two touchdowns in the third quarter, where Cal holds an 83-19 edge on the season....Cal's seven conference wins are the most by a Bear team since the 1949 club etched a 7-0 mark in the old Pacific Coast Conference...By harnessing Stanford to only two field goals in this year's Big Game, the Cal defense has now held three 2004 opponents without a touchdown. The Bears previously tallied back-to-back shutouts against the Arizona schools. The last time a Cal defense held three foes without a TD was that "Bear Minimum" club in 1968...Besides registering their first perfect home season in 55 years, the Bears extended their home winning streak to seven games dating back to last year—the school's longest home win string since Pappy Waldorf's teams of 1947-50 reeled off 21 straight home victories...Cal ranks No. 1 in eight of the listed 30 team statistical categories in the latest Pac-10 release: total offense, scoring offense, rushing offense, pass efficiency, third-down conversions, opponent first downs, time of possession and red zone defense...Cal has scored 28 points or more in 26 of 37 games of the Tedford Era; prior to Tedford taking over the program in 2002, the Bears had reached the 28-point plateau only 10 times in their previous 48 contests...Arrington's 7.0 ypc average this season is within range of the Cal single season mark of 7.3, set by Bear legend Jackie Jensen in 1948...Third-string tailback Terrell Williams, a former high school quarterback, has completed four of five passes for 185 yards and two touchdowns on halfback pass plays during his Cal career...The Golden Bears are the Pac-10's most veteran team, leading the circuit in both senior starters (12) as well as seniors on the two-deep (19)...While he'll be hard pressed to match his passing yardage of a year ago—his 2,320 yards are 583 yards shy of last season's 2,903 total—Aaron Rodgers has been much more efficient in throwing touchdown passes in 2004. He's tossed 23 in only 274 attempts this fall, compared to 19 in 349 attempts last year.

Strong Oregon Connection on Cal Staff

Cal head coach Jeff Tedford, who spent four years as offensive coordinator at Oregon before accepting the Cal job, has assembled a coaching staff that has a distinctive Duck flavor. Four assistant coaches, plus four staff members, have played, worked, or both for the Eugene school. While at Oregon:

Bob Gregory	DB Coach '98-00
Ron Gould	GA '90-91 & DB '87
Eric Kiesau	Teamwork Coordinator '99
Justin Wilcox	DB '95-99
John Krasinski	Asst. Strength Coach '96-00
Kevin Parker	TB & WR '95-96
Mike McHugh	FB Ops Dir '99-00
Matt Fox	Video Student Asst '99-00

Pac-10: 'Conference of Champions'

Entering the 2004-05 season, the Pacific-10 Conference continues to uphold its tradition as the "Conference of Champions." Pac-10 members have claimed 84 NCAA titles over the past nine seasons, for an average of more than eight championships per year. Even more impressive is the breadth of the Pac-10's success, as those 84 crowns have come in 21 different men's and women's sports. The Pac-10 has led the nation in NCAA championships 39 of the last 44 years and finished second the other five times. Spanning nearly a century of outstanding achievement, the Pac-10 has captured 336 NCAA titles (246 men's, 90 women's) overall, far outdistancing the runner-up Big Ten Conference's 197 titles.

Cal Posts Second Straight Top-10 Ranking in Directors' Cup

With a national championship in men's golf, Cal placed ninth in the 2003-04 U.S. Sports Academy Directors' Cup standings among 326 NCAA Division I-A schools, matching the 2002-2003 season for the best finish in school history. Additionally, 10 other Golden Bear teams placed in the Top-10, including a second straight runner-up finish by softball and fourth-place showings by women's golf and women's crew. The final 2003-2004 standings:

DIRECTOR'S CUP STANDINGS

School	Points
1. Stanford	1337.3
2. Michigan	1226.3
3. UCLA	1178.8
4. Ohio State	1026.5
5. Georgia	1005.3
6. Florida	993.3
7. North Carolina	925.0
8. Washington	919.5
9. CALIFORNIA	899.5
10. Texas	880.25

2004 NUMERICAL ROSTER

NO	NAME	POS	HT	WT	YR	EXP	BORN	HOMETOWN (LAST SCHOOL)
1	SMITH, Noah	WR	5-11	180	FR	RS	3-8-86	Lakeview (Taft HS)
1	WILLIAMS, Worrell	LB	6-0	245	FR	HS	3-6-86	Sacramento (Grant Union HS)
2	HICKS, Bernard	DB	6-1	200	FR	HS	10-17-86	Fresno (Edison HS)
2	O'KEITH, Marcus	TB	6-1	180	SO	1V	10-15-83	Carson (Narbonne HS)
3	LEVY, Steve	FB	6-1	220	SO	SQ	3-27-84	Cornwall, NY (Don Bosco Prep)
4	GRAY, David	WR	6-3	220	SO	1V	7-30-84	Richmond (McClymonds HS)
5	BINSWANGER, Anthony	PK	6-2	190	FR	RS	5-20-85	Concord (De La Salle HS)
5	MAKONNEN, Jonathan	WR	6-0	200	SR	1V	2-18-82	Menlo Park (Woodside HS/San Francisco CC)
6	FORRESTER, Wale	CB	5-10	190	JR	2V	3-21-84	Los Angeles (Venice HS)
6	McARTHUR, Geoff	WR	6-1	200	SR	3V	11-30-82	Los Angeles (Palisades HS)
7	DeCOUD, Thomas	CB	6-3	190	FR	RS	3-19-85	Pinole (Pinole Valley HS)
7	DOVE, Cary	QB	6-2	180	FR	RS	5-4-85	Castaic (Taft HS)
8	RODGERS, Aaron	QB	6-2	220	JR	1V	12-2-83	Chico (Pleasant Valley HS/Butte College)
8	SIMMONS, Marlin	LB	5-11	205	FR	HS	11-3-86	Lynwood (Lynwood HS)
9	LONGSHORE, Nate	QB	6-5	230	FR	HS	6-30-86	Canyon Country (Canyon HS)
9	MANINGO, Joe	LB	6-1	230	SR	1V	1-9-82	Los Altos Hills (Overfelt HS/Foothill College)
10	TOLER, Burl	WR	6-2	190	SR	3V	4-7-83	El Sobrante (Bishop O'Dowd HS)
11	JORDAN, Robert	WR	5-11	160	FR	HS	1-29-86	Hayward (Hayward HS)
11	SMITH, Harrison	CB	6-2	200	JR	2V	2-28-83	Oakland (Skyline HS)
13	HUGHES, Daymeion	CB	6-2	180	SO	1V	8-21-85	Los Angeles (Crenshaw HS)
14	LONIE, David	PK/P	6-6	210	JR	JC	5-6-79	Palm Beach, Australia (Currumbin HS/Ellsworth CC)
15	LYMAN, Chase	WR	6-4	210	SR	3V	9-4-82	Los Altos Hills (St. Francis HS)
16	BRINER, Andy	LB	6-0	230	SO	1V	2-1-84	Lafayette (De La Salle HS)
16	VAN METER, Bryan	QB	6-2	185	FR	HS	2-18-86	Aptos (Aptos HS)
17	BUNDY, Randy	CB	6-0	160	SO	1V	11-11-84	Northridge (Grover Cleveland HS)
17	ROBERTSON, Reggie	QB	6-2	190	SR	3V	1-28-82	Tucson, AZ (Sahuaro HS)
18	SCHNEIDER, Tom	PK	6-0	200	FR	RS	4-5-85	Walnut Creek (Las Lomas HS)
19	BLAY-MIEZAH, Francis	LB	6-2	230	SR	1V	6-21-82	West Covina (Bishop Amat HS/Mt. San Antonio Coll.)
20	GIORDANO, Matt	SAF	6-0	190	SR	1V	10-16-82	Fresno (Buchanan HS/Fresno CC)
21	McCLESKEY, Donnie	DB	5-10	195	JR	2V	12-23-83	Chino (Bishop Amat HS)
22	MIXON, Tim	CB	5-10	180	SO	1V	7-8-84	Compton (Dominguez HS)
23	GUTIERREZ, Ryan	SAF	6-0	190	SR	2V	1-23-82	Clovis (Clovis HS)
24	GREEN, Kenny	DB	5-10	190	JR	SQ	9-20-83	Galt (Galt HS)
24	LYNCH, Marshawn	RB	5-11	200	FR	HS	4-22-86	Oakland (Oakland Tech HS)
25	McGRATH, Mike	DB	5-11	190	SR	3V	6-29-82	Watsonville (Palma HS)
26	FOLTZ, Ryan	SAF	6-2	210	JR	2V	11-29-82	Westlake (Westlake HS)
27	MANDERINO, Chris	FB	6-1	220	JR	2V	12-22-82	Newport Beach (Newport Harbor HS)
27	TOLER, Cameron	DB	6-0	180	FR	HS	9-25-86	El Sobrante (Bishop O'Dowd HS)
28	FORSETT, Justin	RB	5-8	180	FR	HS	10-14-85	Arlington, TX (Grace Prep)
28	FRANK, Kenny	SAF	6-0	190	FR	RS	12-30-84	Cerritos (Cerritos HS)
29	WILLIAMS, Terrell	RB	6-0	200	JR	2V	6-18-83	San Diego (Hoover HS)
30	ARRINGTON, J.J.	TB	5-11	210	SR	1V	1-23-83	Nashville, NC (Rocky Mount HS/Coll. of the Canyons)
31	McCURDY, Tag	LB	6-3	210	SR	1V	3-26-81	Walnut Creek (De La Salle HS/Los Medanos JC)
32	HAMPTON, Brandon	TB	5-10	180	FR	RS	1-12-86	Los Angeles (Westchester HS)
32	HONEY, Jason	DB	6-0	210	JR	RS	2-20-83	Sutter Creek (Amador HS)
33	ROSS, Kevin	DB	5-11	200	FR	RS	9-7-85	Los Angeles (St. Barnard HS)
34	KAY, Jordan	PK	6-0	180	FR	HS	2-25-86	Rolling Hills (Peninsula HS)
34	SUMMERS, Frank	FB	5-11	240	FR	HS	9-6-85	Oakland (Skyline HS)
35	EVERETT, Lucas	P/PK	6-2	200	SR	1V	12-23-82	Roseville (Roseville HS/Sierra College)
36	KUNZI, Taylor	PK	5-11	220	JR	SQ	12-15-82	Dana Point (San Clemente HS)
36	TAUFOOU, Will	FB	6-0	215	FR	HS	6-19-86	Mountain View (St. Francis HS)
37	SNELL, Eric	SAF	6-2	192	JR	SQ	6-30-82	Corona del Mar (Corona del Mar HS)
38	STORER, Byron	FB	6-1	230	SO	1V	5-1-84	Modesto (Central Catholic HS)
39	WILEY, Perron	LB	6-0	220	SR	1V	9-10-82	Fresno (Clovis West HS)
40	HUNTER, Wendell	LB	6-1	230	SR	3V	4-19-82	Carson (Carson HS)
41	VANDERBEEK, Jared	LB	6-0	200	FR	HS	9-14-85	Granite Bay (Granite Bay HS)
42	GLOVER, Drew	DB	6-2	180	FR	HS	3-10-86	Oakland (Bishop O'Dowd HS)
43	DeBRUIN, Jaylon	LB	6-3	240	JR	1V	7-21-83	Hilmar (Hilmar HS)
45	ARTHUR, Julian	TE	6-4	230	FR	RS	8-14-85	La Jolla (The Bishop's School)
45	JOHNSON, Justin	DE	6-3	245	JR	JC	1-17-83	Daly City (Marin Catholic HS/San Francisco CC)

46	CRISTOL, Brian	LS	5-10	210	JR	RS	1-16-83	Danville (San Ramon Valley HS/Orange Coast JC)
47	JANEWAY, Christopher	LS	6-1	210	FR	HS	6-30-86	Santa Barbara (San Marcos HS)
48	CAFARO, J.D.	DE	6-2	250	SR	2V	12-3-81	Modesto (Central Catholic HS)
49	YAMAMOTO, Greg	LS	6-0	210	SO	SQ	7-24-84	Reedley (Reedley HS)
50	GIBSON, John	OL	6-4	250	FR	HS	11-6-85	Stockton (St. Mary's HS)
51	CURRIN, Matt	LB	6-1	220	SR	2V	2-16-82	Altadena (St. Francis HS)
52	MEBANE, Brandon	DT	6-3	290	SO	IV	1-15-85	Los Angeles (Crenshaw HS)
52	SMITH, Scott	OL	6-4	290	SO	SQ	1-14-84	Brea (Brea-Olinda HS)
53	JOYCE, Derek	OL	6-7	300	SR	2V	12-31-81	Scottsdale, AZ (Paradise Valley HS)
54	KELLY, Steve	DE	6-1	240	SO	SQ	1-25-84	Danville (Monte Vista HS)
54	PHILIP, Marvin	C	6-2	280	JR	2V	2-3-82	Cameron Park (Oak Ridge HS)
55	GIESEL, Jonathan	OL	6-4	300	SR	2V	5-3-82	Los Banos (Los Banos HS)
55	VAN HOESEN, Greg	LB	6-3	220	FR	RS	3-14-85	Saratoga (Saratoga HS)
56	MOYE, Justin	LB	6-1	230	FR	RS	5-18-85	Modesto (Central Catholic HS)
57	MALELE, Noris	OL	6-4	295	FR	HS	12-15-85	Carson (Carson HS)
58	TREMBLAY, Brian	LB	6-1	230	SR	3V	4-7-82	Palm Desert (Palm Desert HS)
59	SLATER, Sid	LB	6-2	230	SR	3V	1-31-82	San Jose (Mitty HS)
60	MURPHY, Jonathan	OL	6-5	310	JR	IV	10-3-83	Hanford (Hanford HS)
61	O'CALLAGHAN, Ryan	OL	6-7	340	JR	2V	7-19-83	Redding (Enterprise HS)
62	MACK, Alex	OL	6-5	270	FR	HS	11-19-85	Santa Barbara (San Marcos HS)
63	DE LA PUENTE, Brian	OL	6-4	300	FR	RS	5-13-85	San Clemente (San Clemente HS)
64	LIVINGSTON, Brett	OL	6-4	290	FR	RS	10-17-84	La Verne (Damien HS)
65	MERZ, Aaron	OL	6-4	320	JR	2V	8-27-83	Wasco (Wasco HS)
66	DEEMER, Bryan	OT	6-4	310	JR	JC	12-21-83	Stockton (Tokay HS/San Joaquin JC)
67	FELSO, David	OL	6-3	270	FR	HS	4-6-86	Moraga (Campolindo HS)
68	FRALEY, Paul	OL	6-4	300	SO	SQ	5-15-84	Ramona (The Bishop's School)
69	MALELE, Matt	DT	6-3	310	FR	RS	6-19-85	Carson (Carson HS)
70	FRITCH, Jeff	OL	6-4	260	FR	HS	2-5-86	Rolling Hills (Peninsula HS)
71	CAMERON, Andrew	OL	6-5	320	SO	IV	3-15-83	Healdsburg (Healdsburg HS)
72	SVERCHEK, Tom	DT	6-3	300	SR	2V	1-30-82	San Luis Obispo (San Luis Obispo HS)
73	DRUMMER, Leon	OL	6-6	330	FR	RS	7-18-84	Danville (St. Mary's HS)
74	KARACOFF, Jonathan	DL	6-2	250	FR	HS	6-10-86	Carmichael (Jesuit HS)
75	ROBERTSON, Erik	OL	6-2	310	SO	SQ	10-4-84	Apple Valley (Apple Valley HS)
76	ALEXANDER, Lorenzo	DT	6-3	300	SR	3V	5-31-83	Berkeley (St. Mary's HS)
77	LATTOS, James	OL	6-5	300	JR	SQ	9-3-83	Anaheim (Canyon HS)
79	TEPPER, Mike	OL	6-6	312	FR	HS	12-11-85	Cypress (Pacifica HS)
80	YOUNG, Sean	WR	5-10	180	FR	RS	12-23-84	Berkeley (Berkeley HS)
81	CRENSHAW, Joe	WR	5-10	180	SR	SQ	3-23-82	Gardena (Gardena HS/El Camino JC)
82	STEVENS, Craig	TE	6-5	250	FR	RS	9-1-84	San Pedro (Peninsula HS)
83	BEEGUN, Eric	TE	6-3	250	JR	IV	11-30-83	Pacific Palisades (Palisades HS)
85	CUNNINGHAM, LaReylle	WR	6-2	175	FR	HS	4-5-86	Fairfield (Vanden HS)
86	DeSA, Sam	WR	5-11	180	FR	RS	6-8-85	Alamo (Monte Vista HS)
87	RUST, John	TE	6-5	240	JR	IV	1-24-83	Lake Oswego, OR (Lake Oswego HS)
88	CROSS, Garrett	TE	6-5	230	SR	IV	11-30-82	Chico (Chico HS/Butte College)
90	RIDDLE, Ryan	DE	6-3	250	SR	IV	7-5-81	Culver City (Culver City HS/El Camino JC)
91	BORDALAMPE, John	DT	6-2	255	FR	HS	1-15-86	San Ramon (San Ramon Valley HS)
92	TAGO, Ray	DE	6-3	280	SR	IV	7-2-83	Long Beach (Long Beach Poly HS/Long Beach CC)
93	ALLEN, John	DT	6-2	230	FR	RS	2-3-85	Los Gatos (Los Gatos HS)
94	LUPOI, Tosh	DE	6-4	265	SR	3V	7-22-81	Walnut Creek (De La Salle HS)
95	MA'AFALA, Albert	DT	6-4	285	SO	TR	8-21-84	Honolulu, HI (Kamehameha HS/Univ. of Hawaii)
97	HARRISON, Brian	DE	6-7	230	JR	RS	8-20-83	Granite Bay (Granite Bay HS)
98	PERKINS, Randall	DE	6-2	230	SR	IV	10-21-81	Fairfield (Fairfield HS)
99	LADOUCEUR, L.P.	LS	6-5	260	SR	IV	3-13-81	Pointe-Claire, Quebec (John Abbott College)
99	MBAKOGU, Phillip	DE	6-3	260	FR	HS	7-15-86	Hayward (Hayward HS)

Pronunciation Guide

NO	NAME	PRONUNCIATION						
1	WILLIAMS, Worrell	wor-ELL	23	GUTIERREZ, Ryan	goo-tee-ERR-ez	55	VON HOESEN, Greg	VAN HOO-zun
3	LEVY, Steve	LEE-vee	24	LYNCH, Marshawn	mar-SHAWN	56	MOYE, Justin	MOY
5	MAKONNEN, Jonothan	muh-KOE-nen	28	FORSETT, Justin	FOR-set	57	MALELE, Noris	muh-LAY-LAY
6	FORRESTER, Wale	WALL-ay	29	WILLIAMS, Terrell	tuh-RELL	69	MALELE, Matt	muh-LAY-LAY
7	DeCOUD, Thomas	duh-COO	36	KUNZI, Taylor	KOON-zee	77	LATTOS, James	LAT-ose
10	TOLER, Burl	TOE-ler	39	WILEY, Perron	PARE-un	83	BEEGUN, Eric	BEE-gun
13	HUGHES, Daymeion	DAY-mee-un	40	HUNTER, Wendell	wen-DELL	86	DeSA, Sam	deh-SAH
14	LONIE, David	LOAN-ee	43	DeBRUIN, Jaylon	de-BRINE	92	TAGO, Ray	TAH-go
19	BLAY-MIEZAH, Francis	BLY-MEE-zah	48	CAFARO, J.D.	cuh-FAR-oh	94	LUPOI, Tosh	LOO-poi
20	GIORDANO, Matt	jee-or-DON-oh	52	MEBANE, Brandon	MEE-bane	99	LADOUCEUR, L.P.	LAD-uh-sur
			55	GIESEL, Jonathan	GEE-sel	99	MBAKOGU, Phillip	m-BACK-oo

2004 ALPHABETICAL ROSTER

NO	NAME	POS	HT	WT	YR	EXP	BORN	HOMETOWN (LAST SCHOOL)
76	ALEXANDER, Lorenzo	DT	6-3	300	SR	3V	5-31-83	Berkeley (St. Mary's HS)
93	ALLEN, John	DT	6-2	230	FR	RS	2-3-85	Los Gatos (Los Gatos HS)
30	ARRINGTON, J.J.	TB	5-11	210	SR	1V	1-23-83	Nashville, NC (Rocky Mount HS/Coll. of the Canyons)
45	ARTHUR, Julian	TE	6-4	230	FR	RS	8-14-85	La Jolla (The Bishop's School)
83	BEEGUN, Eric	TE	6-3	250	JR	1V	11-30-83	Pacific Palisades (Palisades HS)
5	BINSWANGER, Anthony	PK	6-2	190	FR	RS	5-20-85	Concord (De La Salle HS)
19	BLAY-MIEZAH, Francis	LB	6-2	230	SR	1V	6-21-82	West Covina (Bishop Amat HS/Mt. San Antonio Coll.)
91	BORDALAMPE, John	DT	6-2	255	FR	HS	1-15-86	San Ramon (San Ramon Valley HS)
16	BRINER, Andy	LB	6-0	230	SO	1V	2-1-84	Lafayette (De La Salle HS)
17	BUNDY, Randy	CB	6-0	160	SO	1V	11-11-84	Northridge (Grover Cleveland HS)
48	CAFARO, J.D.	DE	6-2	250	SR	2V	12-3-81	Modesto (Central Catholic HS)
71	CAMERON, Andrew	OL	6-5	320	SO	1V	3-15-83	Healdsburg (Healdsburg HS)
81	CRENSHAW, Joe	WR	5-10	180	SR	SQ	3-23-82	Gardena (Gardena HS/El Camino JC)
46	CRISTOL, Brian	LS	5-10	210	JR	RS	1-16-83	Danville (San Ramon Valley HS/Orange Coast JC)
88	CROSS, Garrett	TE	6-5	230	SR	1V	11-30-82	Chico (Chico HS/Butte College)
85	CUNNINGHAM, LaReylle	WR	6-2	175	FR	HS	4-5-86	Fairfield (Vanden HS)
51	CURRIN, Matt	LB	6-1	220	SR	2V	2-16-82	Altadena (St. Francis HS)
63	DE LA PUENTE, Brian	OL	6-4	300	FR	RS	5-13-85	San Clemente (San Clemente HS)
43	DeBRUIN, Jaylon	LB	6-3	240	JR	1V	7-21-83	Hilmar (Hilmar HS)
7	DeCOUD, Thomas	CB	6-3	190	FR	RS	3-19-85	Pinole (Pinole Valley HS)
66	DEEMER, Bryan	OT	6-4	310	JR	JC	12-21-83	Stockton (Tokay HS/San Joaquin JC)
86	DeSA, Sam	WR	5-11	180	FR	RS	6-8-85	Alamo (Monte Vista HS)
7	DOVE, Cary	QB	6-2	180	FR	RS	5-4-85	Castaic (Taft HS)
73	DRUMMER, Leon	OL	6-6	330	FR	RS	7-18-84	Danville (St. Mary's HS)
35	EVERETT, Lucas	P/PK	6-2	200	SR	1V	12-23-82	Roseville (Roseville HS/Sierra College)
67	FELSO, David	OL	6-3	270	FR	HS	4-6-86	Moraga (Campolindo HS)
26	FOLTZ, Ryan	SAF	6-2	210	JR	2V	11-29-82	Westlake (Westlake HS)
6	FORRESTER, Wale	CB	5-10	190	JR	2V	3-21-84	Los Angeles (Venice HS)
28	FORSETT, Justin	RB	5-8	180	FR	HS	10-14-85	Arlington, TX (Grace Prep)
68	FRALEY, Paul	OL	6-4	300	SO	SQ	5-15-84	Ramona (The Bishop's School)
28	FRANK, Kenny	SAF	6-0	190	FR	RS	12-30-84	Cerritos (Cerritos HS)
70	FRITCH, Jeff	OL	6-4	260	FR	HS	2-5-86	Rolling Hills (Peninsula HS)
50	GIBSON, John	OL	6-4	250	FR	HS	11-6-85	Stockton (St. Mary's HS)
55	GIESEL, Jonathan	OL	6-4	300	SR	2V	5-3-82	Los Banos (Los Banos HS)
20	GIORDANO, Matt	SAF	6-0	190	SR	1V	10-16-82	Fresno (Buchanan HS/Fresno CC)
42	GLOVER, Drew	DB	6-2	180	FR	HS	3-10-86	Oakland (Bishop O'Dowd HS)
4	GRAY, David	WR	6-3	220	SO	1V	7-30-84	Richmond (McClymonds HS)
24	GREEN, Kenny	DB	5-10	190	JR	SQ	9-20-83	Galt (Galt HS)
23	GUTIERREZ, Ryan	SAF	6-0	190	SR	2V	1-23-82	Clovis (Clovis HS)
32	HAMPTON, Brandon	TB	5-10	180	FR	RS	1-12-86	Los Angeles (Westchester HS)
97	HARRISON, Brian	DE	6-7	230	JR	RS	8-20-83	Granite Bay (Granite Bay HS)
2	HICKS, Bernard	DB	6-1	200	FR	HS	10-17-86	Fresno (Edison HS)
32	HONEY, Jason	DB	6-0	210	JR	RS	2-20-83	Sutter Creek (Amador HS)
13	HUGHES, Daymeion	CB	6-2	180	SO	1V	8-21-85	Los Angeles (Crenshaw HS)
40	HUNTER, Wendell	LB	6-1	230	SR	3V	4-19-82	Carson (Carson HS)
45	JOHNSON, Justin	DE	6-3	245	JR	JC	1-17-83	Daly City (Marin Catholic HS/San Francisco CC)
47	JANEWAY, Christopher	LS	6-1	210	FR	HS	6-30-86	Santa Barbara (San Marcos HS)
11	JORDAN, Robert	WR	5-11	160	FR	HS	1-29-86	Hayward (Hayward HS)
53	JOYCE, Derek	OL	6-7	300	SR	2V	12-31-81	Scottsdale, AZ (Paradise Valley HS)
74	KARACOFF, Jonathan	DL	6-2	250	FR	HS	6-10-86	Carmichael (Jesuit HS)
34	KAY, Jordan	PK	6-0	180	FR	HS	2-25-86	Rolling Hills (Peninsula HS)
54	KELLY, Steve	DE	6-1	240	SO	SQ	1-25-84	Danville (Monte Vista HS)
36	KUNZI, Taylor	PK	5-11	220	JR	SQ	12-15-82	Dana Point (San Clemente HS)
99	LADOUCEUR, L.P.	LS	6-5	260	SR	1V	3-13-81	Pointe-Claire, Quebec (John Abbott College)
77	LATTOS, James	OL	6-5	300	JR	SQ	9-3-83	Anaheim (Canyon HS)
3	LEVY, Steve	FB	6-1	220	SO	SQ	3-27-84	Cornwall, NY (Don Bosco Prep)
64	LIVINGSTON, Brett	OL	6-4	290	FR	RS	10-17-84	La Verne (Damien HS)
9	LONGSHORE, Nate	QB	6-5	230	FR	HS	6-30-86	Canyon Country (Canyon HS)
14	LONIE, David	PK/K	6-6	210	JR	JC	5-6-79	Palm Beach, Australia (Currumbin HS/Ellsworth CC)
94	LUPOI, Tosh	DE	6-4	265	SR	3V	7-22-81	Walnut Creek (De La Salle HS)

15	LYMAN, Chase	WR	6-4	210	SR	3V	9-4-82	Los Altos Hills (St. Francis HS)
24	LYNCH, Marshawn	RB	5-11	200	FR	HS	4-22-86	Oakland (Oakland Tech HS)
95	MA'AFALA, Albert	DT	6-4	285	SO	TR	8-21-84	Honolulu, HI (Kamehameha HS/Univ. of Hawaii)
62	MACK, Alex	OL	6-5	270	FR	HS	11-19-85	Santa Barbara (San Marcos HS)
5	MAKONNEN, Jonathan	WR	6-0	200	SR	1V	2-18-82	Menlo Park (Woodside HS/San Francisco CC)
69	MALELE, Matt	DT	6-3	310	FR	RS	6-19-85	Carson (Carson HS)
57	MALELE, Noris	OL	6-4	295	FR	HS	12-15-85	Carson (Carson HS)
27	MANDERINO, Chris	FB	6-1	220	JR	2V	12-22-82	Newport Beach (Newport Harbor HS)
9	MANINGO, Joe	LB	6-1	230	SR	1V	1-9-82	Los Altos Hills (Overfelt HS/Foothill College)
99	MBAKOGU, Phillip	DE	6-3	260	FR	HS	7-15-86	Hayward (Hayward HS)
6	McARTHUR, Geoff	WR	6-1	200	SR	3V	11-30-82	Los Angeles (Palisades HS)
21	McCLESKEY, Donnie	DB	5-10	195	JR	2V	12-23-83	Chino (Bishop Amat HS)
31	McCURDY, Tag	LB	6-3	210	SR	1V	3-26-81	Walnut Creek (De La Salle HS/Los Medanos JC)
25	McGRATH, Mike	DB	5-11	190	SR	3V	6-29-82	Watsonville (Palma HS)
52	MEBANE, Brandon	DT	6-3	290	SO	1V	1-15-85	Los Angeles (Crenshaw HS)
65	MERZ, Aaron	OL	6-4	320	JR	2V	8-27-83	Wasco (Wasco HS)
22	MIXON, Tim	CB	5-10	180	SO	1V	7-8-84	Compton (Dominguez HS)
56	MOYE, Justin	LB	6-1	230	FR	RS	5-18-85	Modesto (Central Catholic HS)
60	MURPHY, Jonathan	OL	6-5	310	JR	1V	10-3-83	Hanford (Hanford HS)
61	O'CALLAGHAN, Ryan	OL	6-7	340	JR	2V	7-19-83	Redding (Enterprise HS)
2	O'KEITH, Marcus	TB	6-1	180	SO	1V	10-15-83	Carson (Narbonne HS)
98	PERKINS, Randall	DE	6-2	230	SR	1V	10-21-81	Fairfield (Fairfield HS)
54	PHILIP, Marvin	C	6-2	280	JR	2V	2-3-82	Cameron Park (Oak Ridge HS)
90	RIDDLE, Ryan	DE	6-3	250	SR	1V	7-5-81	Culver City (Culver City HS/El Camino JC)
75	ROBERTSON, Erik	OL	6-2	310	SO	SQ	10-4-84	Apple Valley (Apple Valley HS)
17	ROBERTSON, Reggie	QB	6-2	190	SR	3V	1-28-82	Tucson, AZ (Sahuaro HS)
8	RODGERS, Aaron	QB	6-2	220	JR	1V	12-2-83	Chico (Pleasant Valley HS/Butte College)
33	ROSS, Kevin	DB	5-11	200	FR	RS	9-7-85	Los Angeles (St. Barnard HS)
87	RUST, John	TE	6-5	240	JR	1V	1-24-83	Lake Oswego, OR (Lake Oswego HS)
18	SCHNEIDER, Tom	PK	6-0	200	FR	RS	4-5-85	Walnut Creek (Las Lomas HS)
8	SIMMONS, Marlin	LB	5-11	205	FR	HS	11-3-86	Lynwood (Lynwood HS)
59	SLATER, Sid	LB	6-2	230	SR	3V	1-31-82	San Jose (Mitty HS)
11	SMITH, Harrison	CB	6-2	200	JR	2V	2-28-83	Oakland (Skyline HS)
1	SMITH, Noah	WR	5-11	180	FR	RS	3-8-86	Lakeview (Taft HS)
52	SMITH, Scott	OL	6-4	290	SO	SQ	1-14-84	Brea (Brea-Olinda HS)
37	SNELL, Eric	SAF	6-2	192	JR	SQ	6-30-82	Corona del Mar (Corona del Mar HS)
82	STEVENS, Craig	TE	6-5	250	FR	RS	9-1-84	San Pedro (Peninsula HS)
38	STORER, Byron	FB	6-1	230	SO	1V	5-1-84	Modesto (Central Catholic HS)
34	SUMMERS, Frank	FB	5-11	240	FR	HS	9-6-85	Oakland (Skyline HS)
72	SVERCHEK, Tom	DT	6-3	300	SR	2V	1-30-82	San Luis Obispo (San Luis Obispo HS)
92	TAGO, Ray	DE	6-3	280	SR	1V	7-2-83	Long Beach (Long Beach Poly HS/Long Beach CC)
36	TAUFOOU, Will	FB	6-0	235	FR	HS	6-19-86	Mountain View (St. Francis HS)
79	TEPPER, Mike	OL	6-6	312	FR	HS	12-11-85	Cypress (Pacifica HS)
10	TOLER, Burl	WR	6-2	190	SR	3V	4-7-83	El Sobrante (Bishop O'Dowd HS)
27	TOLER, Cameron	DB	6-0	180	FR	HS	9-25-86	El Sobrante (Bishop O'Dowd HS)
58	TREMBLAY, Brian	LB	6-1	230	SR	3V	4-7-82	Palm Desert (Palm Desert HS)
55	VAN HOESEN, Greg	LB	6-3	220	FR	RS	3-14-85	Saratoga (Saratoga HS)
16	VAN METER, Bryan	QB	6-2	185	FR	HS	2-18-86	Aptos (Aptos HS)
41	VANDERBEEK, Jared	LB	6-0	200	FR	HS	9-14-85	Granite Bay (Granite Bay HS)
39	WILEY, Perron	LB	6-0	220	SR	1V	9-10-82	Fresno (Clovis West HS)
29	WILLIAMS, Terrell	RB	6-0	200	JR	2V	6-18-83	San Diego (Hoover HS)
1	WILLIAMS, Worrell	LB	6-0	245	FR	HS	3-6-86	Sacramento (Grant Union HS)
49	YAMAMOTO, Greg	LS	6-0	210	SO	SQ	7-24-84	Reedley (Reedley HS)
80	YOUNG, Sean	WR	5-10	180	FR	RS	12-23-84	Berkeley (Berkeley HS)

2004 HOLIDAY BOWL DEPTH CHART

California Golden Bears

Offense

WR	11	ROBERT JORDAN (5-11, 160, FR, HS)
	86	Sam DeSa (5-11, 180, FR, RS)
LT	71	ANDREW CAMERON (6-5, 320, SO, 1V)
	68	Paul Fraley (6-6-4, 300, SO, SQ)
LG	55	JONATHAN GIESEL (6-4, 300, SR, 2V)
	75	Erik Robertson (6-2, 310, SO, SQ)
C	54	MARVIN PHILIP (6-2, 280, JR, 2V)
	52	Scott Smith (6-4, 290, SO, SQ)
RG	65	AARON MERZ (6-4, 320, JR, 2V)
	53	Derek Joyce (6-7, 300, SR, 2V)
RT	61	RYAN O'CALLAGHAN (6-7, 340, JR, 2V)
	60	Jonathon Murphy (6-5, 300, JR, 1V)
TE	88	GARRETT CROSS (6-5, 230, SR, 1V)
	82	Craig Stevens (6-5, 250, FR, RS)
WR	5	JONATHAN MAKONNEN (6-0, 200, SR, 1V)
	4	David Gray (6-3, 220, SO, 1V)
QB	8	AARON RODGERS (6-2, 210, JR, 1V)
	17	Reggie Robertson (6-2, 190, SR, 3V)
FB	27	CHRIS MANDERINO (6-1, 220, JR, 2V)
	38	Byron Storer (6-1, 230, SO, 1V)
TB	30	J.J. ARRINGTON (5-11, 210, SR, 1V)
	24	Marshawn Lynch (5-11, 200, FR, HS)

Defense

DE	90	RYAN RIDDLE (6-3, 250, SR, 1V)
	48	J.D. Cafaro (6-2, 250, SR, 2V)
DT	76	LORENZO ALEXANDER (6-3, 300, SR, 3V)
	69	Matt Malele (6-3, 310, FR, RS)
NT	72	TOM SVERCHEK (6-3, 300, SR, 2V) / OR
	52	Brandon Mebane (6-3, 290, SO, 1V)
DE	92	RAY TAGO (6-3, 280, SR, 1V) / OR
	72	Tom Sverchek (6-3, 300, SR, 2V)
OLB	40	WENDELL HUNTER (6-1, 230, SR, 3V)
	9	Joe Maningo (6-1, 230, SR, 1V)
MLB	9	JOE MANINGO (6-1, 230, SR, 1V) / OR
	59	SID SLATER (6-2, 230, SR, 3V)
OLB	19	FRANCIS BLAY-MIEZAH (6-2, 230, SR, 1V) / OR
	26	RYAN FOLTZ (6-2, 210, JR, 2V)
CB	11	HARRISON SMITH (6-2, 200, JR, 2V)
	22	Tim Mixon (5-8, 180, SO, 1V)
FS	23	RYAN GUTIERREZ (6-0, 190, SR, 2V)
	20	Matt Giordano (6-0, 190, SR, 1V)
ROV	20	MATT GIORDANO (6-0, 190, SR, 1V)
	21	Donnie McCleskey (5-10, 195, JR, 2V)
CB	13	DAYMEION HUGHES (6-2, 180, SO, 1V)
	7	Thomas DeCoud (6-3, 190, FR, RS)

Specialists

P	14	DAVID LONIE (6-6, 210, JR, JC)
PK	5	ANTHONY BINSWANGER (6-2, 190, FR, RS) - KO
	18	TOM SCHNEIDER (6-0, 200, FR, RS) - FG/PAT
HOLD	17	REGGIE ROBERTSON (6-2, 190, SR, 3V)
SNAP	99	L.P. LADOUCEUR (6-5, 260, SR, 1V)
PR	22	TIM MIXON (5-8, 180, SO, 1V)
KOR	28	JUSTIN FORSETT (5-8, 180, FR, HS)
	24	MARSHAWN LYNCH (5-11, 200, FR, HS)

Texas Tech Red Raiders

Offense

LT	60	DANIEL LOPER (6-7, 324, SR-3L)
	69	Glenn January (6-7, 296, So-1L)
LG	64	CODY CAMPBELL (6-4, 305, SR-3L)
	62	Bryan Kegans (6-5, 290, Jr-2L)
C	77	DYLAN GANDY (6-3, 300, SR-3L)
	73	Brandon Jones (6-4, 290, So-1L)
RG	63	MANUEL RAMIREZ (6-4, 325, SO-1L)
	62	Bryan Kegans (6-5, 290, Jr-2L)
RT	75	E.J. WHITLEY (6-6, 293, JR-2L)
	62	Bryan Kegans (6-5, 290, Jr-2L)
QB	15	SONNY CUMBIE (6-4, 222, SR-2L)
	10	Cody Hodges (6-1, 211, So-1L)
FB	19	TAUREAN HENDERSON (5-10, 205, JR-2L)
	4	Johnnie Mack (5-7, 175, Sr-1L)
BH-Back	47	CLAY MCGUIRE (6-2, 231, SR-3L)
HB	20	DANNY AMENDOLA (5-11, 174, FR-HS)
	6	Nehemiah Glover (5-8, 182, Sr-3L)
Y-WR	7	TREY HAVERTY (6-0, 207, SR-3L)
	80	Joey Hawkins (6-9, 246, Sr-1L)
X-WR	88	JARRETT HICKS (6-4, 209, SO-1L)
	20	Danny Amendola (5-11, 174, Fr-HS)
Z-WR	24	CODY FULLER (6-0, 199, JR-2L)
	8	Joel Filani (6-3, 214, Fr-RS)

Defense

DE	92	SETH NITSCHMANN (6-4, 257, SO-1L)
	43	Brett Bischofberger (6-3, 283, Jr-TR)
NT	93	CHRIS HUDLER (6-3, 285, SO-1L)
	97	Fred Threweatt (6-3, 330, Jr-2L)
DT	99	KEN SCOTT (6-3, 315, SO-1L)
	51	Dek Bake (6-6, 260, Jr-TR)
DE	91	ADELL DUCKETT (6-4, 271, SR-3L)
	96	Keyunta Dawson (6-2, 259, So-1L)
Sam-LB	5	JOHN SALDI (6-5, 239, JR-2L)
	41	Sylvester Brinkley (6-3, 234, Jr-TR)
Mike-LB	45	BROCK STRATTON (5-11, 231, SO-1L)
	48	Paul Williams (6-1, 231, So-1L)
Will-LB	46	MIKE SMITH (6-2, 238, SR-3L)
	42	Fletcher Session (6-0, 226, So-1L)
CB	36	ANTONIO HUFFMAN (6-0, 180, SO-1L)
	18	Jamaal Jackson (5-10, 184, Sr-1L)
SS	33	JOSH RANGEL (6-2, 215, SR-2L)
	12	Chad Johnson (5-11, 195, So-1L)
FS	1	VINCENT MEEKS (6-0, 206, JR-2L)
CB	26	KHALID NAZIRUDDIN (5-10, 180, JR-TR)
	34	Jabari Smith (6-0, 186, Sr-1L)

Specialists

P	22	ALEX REYES (6-1, 226, SO-1L)
KOR	4	JOHNNIE MACK (5-7, 175, SR-1L)
	20	Danny Amendola (5-11, 174, Fr-HS)
PR	20	DANNY AMENDOLA (5-11, 174, FR-HS)
PK	30	ALEX TRLICA (5-11, 175, FR-RS)
KO	14	KEITH TOOGOOD (6-2, 195, SO-1L)
SNAP	58	IAN SMETONA (6-6, 233, JR-1L)
HOLD	37	RYAN BISHOP (5-7, 210, SR-2L)